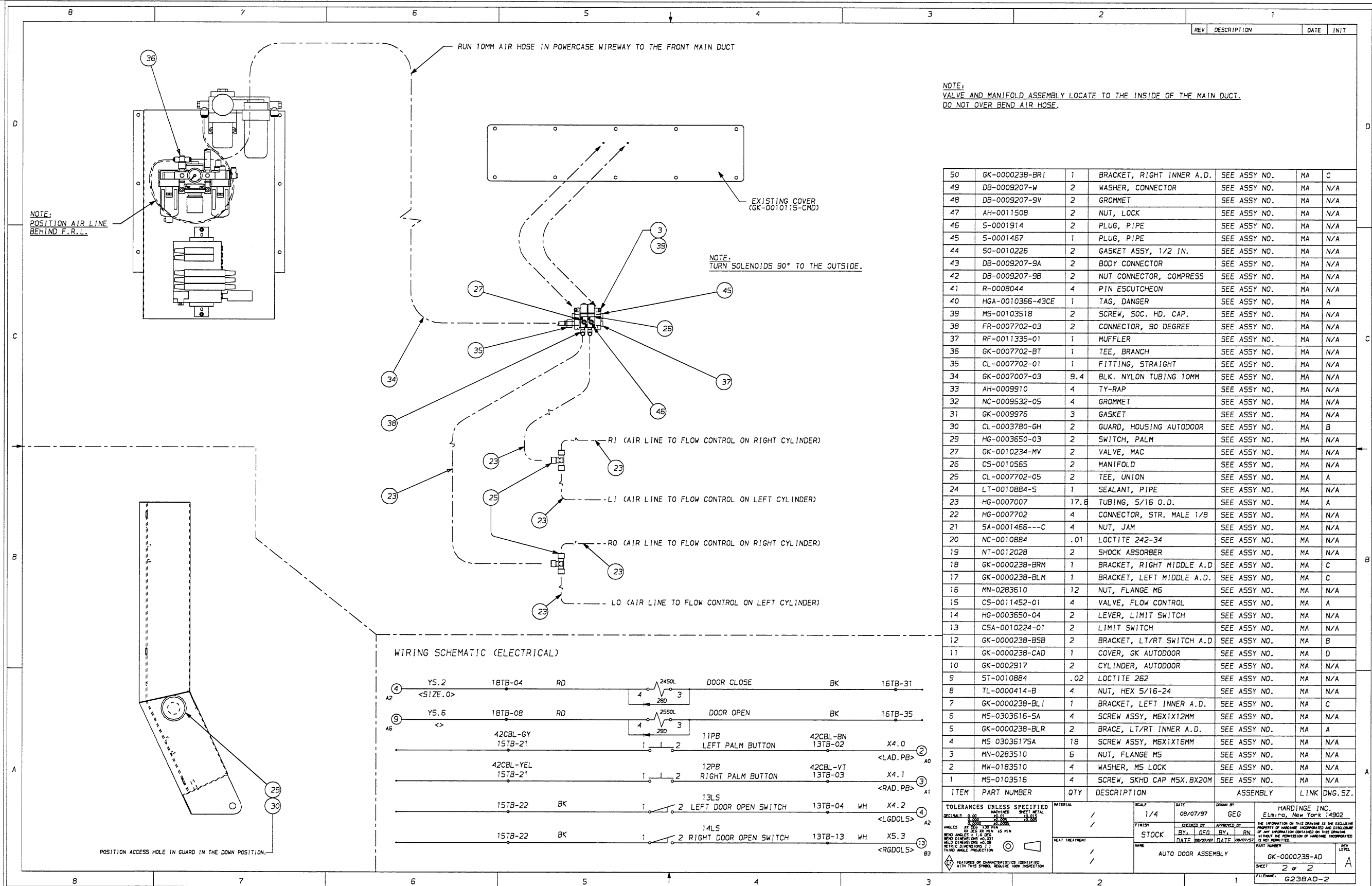
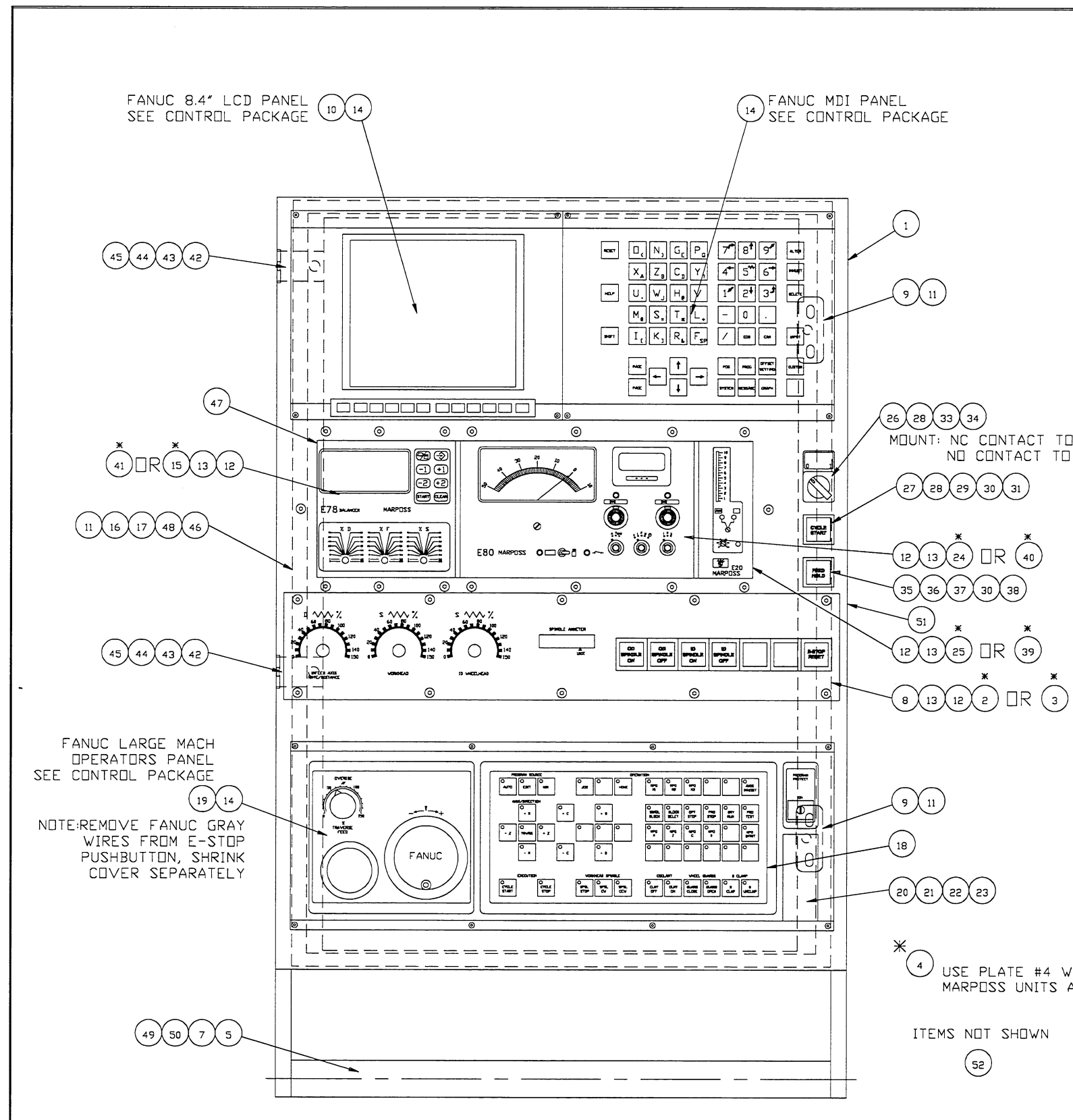


AUTO DOOR ASSEMBLY





ITEM	PART NUMBER	QUANTITY	DESCRIPTION	ASSEMBLY	LINK	DWG.SZ
1	GK 000221EMCH	1.0000	CONTROL HOUSING ASSEMBLY	SEE ASSY NO.	MA	D
2	GK 0011844	1.0000	PANEL ASSY, PUSH BUTTON	SEE ASSY NO.	ME	C
3	GK 0011844ID	1.0000	PANEL ASSY, ID PUSHBUTTON	GK 00032791S	ME	C
4	GK 000199026	1.0000	PLATE,WITHOUT MARPOSS CONTR	SEE ASSY NO.	ME	C
5	KB 00002210S	1.0000	HANDLE, CONTROL HOUSING	SEE ASSY NO.	MA	B
7	MS 0304218	2.0000	BT HD SCREW M12 X 1.75 X20MM	SEE ASSY NO.	MA	N
8	GK 0010116FPG	1.0000	GASKET, FEEDRATE PANEL	SEE ASSY NO.	MA	D
9	KB 000190403	2.0000	PLATE, CH MOUNTING	SEE ASSY NO.	MA	B
10	GK 0010116CRT	1.0000	GASKET, CRT	SEE ASSY NO.	MA	D
11	MN 0283610	6.0000	NUT, M6X1.0, SER HEX FLNG	SEE ASSY NO.	MA	N
12	MS 0303517	26.0000	SCREW, BUTDN HD, MSX.8X16MM	SEE ASSY NO.	MA	N
13	MN 0283510	26.0000	NUT, MSX0.8, SER HEX FLNG	SEE ASSY NO.	MA	N
14	MS 0303315	16.0000	SCREW, BUTDN HD, M3X.5X10MM	SEE ASSY NO.	MA	N
15	GK 000199027	1.0000	PLATE, WITHOUT E78 BALANCER	SEE ASSY NO.	ME	C
16	GK 0004158CRB	1.0000	BRACKET, CABLE RETAINER	SEE ASSY NO.	MA	B
17	GK 000221BS	1.0000	SUPPORT, CONTROL HOUSING BAC	SEE ASSY NO.	MA	D
18	GK 0011537MDP	1.0000	OVERLAY, GK, MACH OP PANEL	SEE ASSY NO.	MA	B
19	GK 0010116MPG	1.0000	GASKET, MEMBRANE PANEL	SEE ASSY NO.	MA	D
20	MS 0313313	2.0000	SCREW, FLTHDSKT M3 X .5 X 6M	SEE ASSY NO.	MA	N
21	VL 000962303	2.0000	CLAMP, CABLE 0.078"	SEE ASSY NO.	MA	N
22	VL 000362301	2.0000	WASHER, EXT TOOTH-R4 STAINLE	SEE ASSY NO.	MA	N
23	0170006	2.0000	SCREW, BINDING HD-SS 4-40X3/	SEE ASSY NO.	MA	N
24	GK 0002536E80P	1.0000	MARPOSS E80 FRONT PANEL	GK 0002536E80	ME	N
25	GK 0002536E20P	1.0000	MARPOSS E20 FRONT PANEL	GK 0003279GS	ME	N
26	LC 0003650GE31	1.0000	SWITCH, NAME PLATE, DN-OFF	SEE ASSY NO.	MA	A
27	LC 0003650GE25	1.0000	SWITCH, OPERATOR, SQUARE, FL	SEE ASSY NO.	MA	N
28	LC 0003650GE01	2.0000	SWITCH, CONTACT BLOCK, IND	SEE ASSY NO.	MA	N
29	LC 0003650GE20	1.0000	SWITCH, LENS, SQUARE, GREEN	SEE ASSY NO.	MA	N
30	LC 0003650GE05	2.0000	SWITCH, LIGHT UNIT	SEE ASSY NO.	MA	N
31	LC 0003650GE04	1.0000	SWITCH, LED, 24VDC, GREEN	SEE ASSY NO.	MA	A
33	LC 0003650GE17	1.0000	SWITCH, 3 POSITION, SQUARE	SEE ASSY NO.	MA	N
34	LC 0003650GE02	1.0000	SWITCH, CONTACT BLOCK, INC	SEE ASSY NO.	MA	N
35	LC 0003650GE11	1.0000	SWITCH, CONTACT BLOCK, IND-1	SEE ASSY NO.	MA	N
36	LC 0003650GE24	1.0000	SWITCH, OPERATOR, SQUARE, EX	SEE ASSY NO.	MA	N
37	LC 0003650GE21	1.0000	SWITCH, LENS, SQUARE, RED	SEE ASSY NO.	MA	N
38	LC 0003650GE06	1.0000	SWITCH, LED, 24VDC, RED	SEE ASSY NO.	MA	A
39	GK 000199018	1.0000	PLATE,WITHOUT E20 GAP CONTRD	SEE ASSY NO.	ME	B
40	GK 000199025	1.0000	PLATE, WITHOUT E80 GAUGING	SEE ASSY NO.	ME	B
41	GK 0002536E78P	1.0000	MARPOSS E78 FRONT PANEL	SEE ASSY NO.	ME	N
42	MS 0103616	4.0000	SCREW,SDC,HD,CAP M6X1.0X12MM	SEE ASSY NO.	MA	N
43	MW 0193610	4.0000	WASHER, LOCK DIN-7980 M6X1.0	SEE ASSY NO.	MA	N
44	MW 0103610	4.0000	WASHER, FLAT M6 STEEL	SEE ASSY NO.	MA	N
45	GK 0000221HNGE	2.0000	HINGE, CH,BACK SECTION	SEE ASSY NO.	MA	N
46	GK 0009976	3.0000	GASKET, CH,BACK SECTION	SEE ASSY NO.	MA	N
47	GK 0010116MCG	1.0000	GASKET, MARPOSS	SEE ASSY NO.	MA	C
48	MN 0113813	2.0000	NUT, M8 X 1.25 BRASS	SEE ASSY NO.	MA	N
49	GK 0007703 C	2.0000	CAP, M12 SCREW FINISHING	SEE ASSY NO.	MA	N
50	GK 0007703 V	2.0000	WASHER, M12 SCREW FINISHING	SEE ASSY NO.	MA	N
51	GK 0011844TK	1.0000	KIT, TAG - DOMESTIC	SEE ASSY NO.	MA	A
52	GK 0003011CP3C	1.0000	CABLE CHART COCKPIT	SEE ASSY NO.	MA	N

ADHESIVE (CORNER METHOD)

ADHESIVE (SEAM METHOD, ONLY 1 ALLOWED PER SIDE)

FIG2
ADHESIVE GASKET DOOR SEAL: CRT

1. WHEN INSTALLING DOOR SEAL, YOU MUST CUT THE CORNERS AT A 45° ANGLE AND GLUE TOGETHER USING THE SG 0000884 C ADHESIVE. SEE FIG1
2. THERE IS ONLY 1 SEAM ALLOWED PER SIDE, AND ALL SEAMS MUST BE GLUED TOGETHER USING SG 0000884 C ADHESIVE. SEE FIG1
3. PLEASE TRY TO KEEP SCRAP TO A MINIMUM
4. THE SEAL AROUND THE CRT IS DONE IN THE SAME METHOD ACCEPT, THE GASKET IS GLUED TO THE CRT. SEE FIG2

	8/4/97	CHG BALL 32 TO BALL 28	D
	5/30/97	RELEASE OF WIRE & CABLE CHART	C
	5/6/97	ADDITION OF P/B LABELS	B
	3/20/97	INITIAL DRAWING RELEASE	A

HARDINGE INC.
Elmira, New York 14903

SCALE: NA	DATE: 10/17/96	BY: ILNA	DATE: 10/17/96
BY: ILNA	DATE: 10/17/96	BY: ILB	DATE: 10/17/96

ASSEMBLY, GK-CE
MTB ENCLOSURE

REV	DATE	CHANGE
1		GK 0003279EMCP

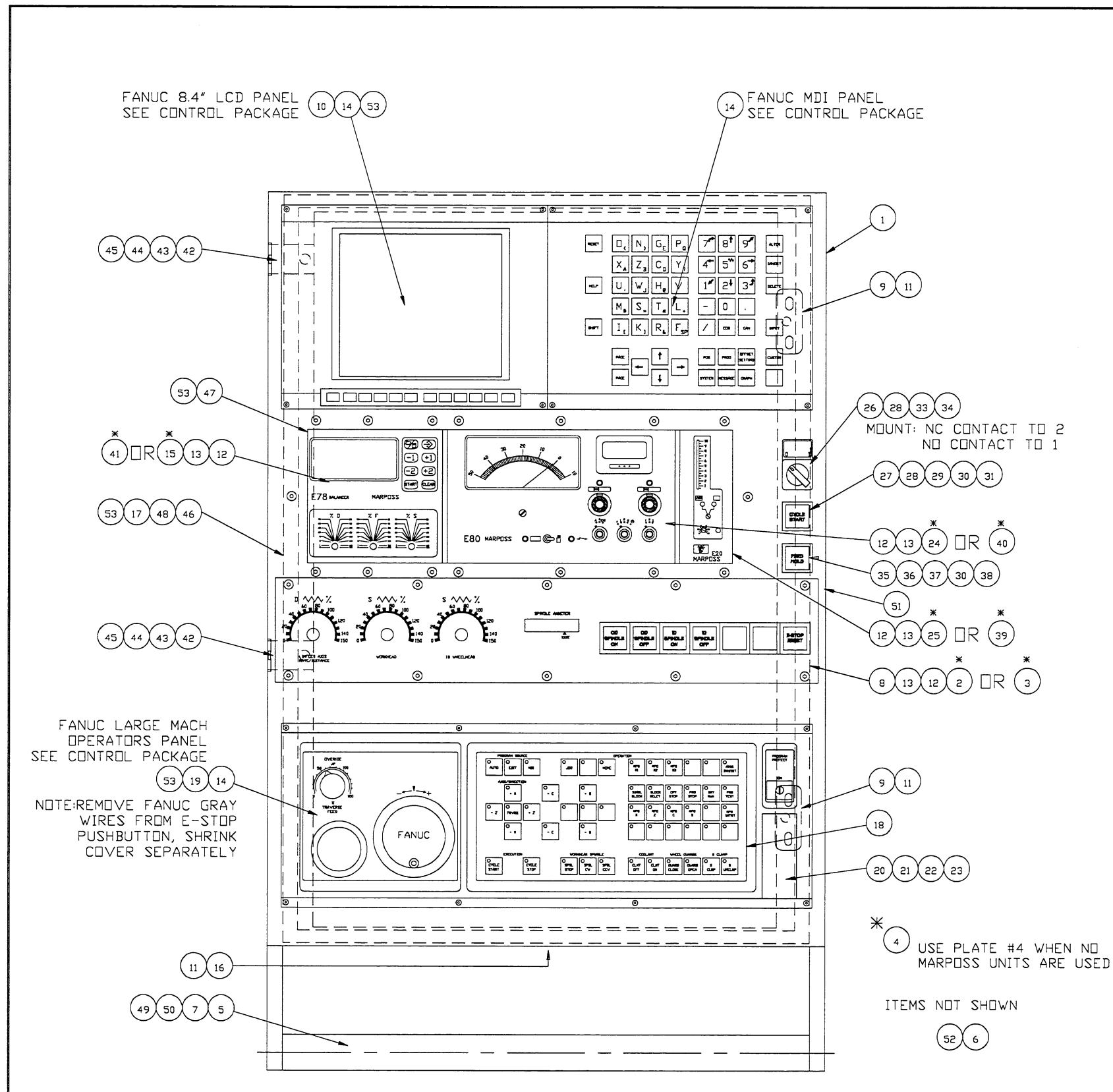
PL-77
GK 0003279EMCP-01.dwg

* 4 USE PLATE #4 WHEN NO MARPOSS UNITS ARE USED

ITEMS NOT SHOWN

52

CONTROL HOUSING ASSEMBLY (NON-CE MARK)



ITEM	PART NUMBER	QUANTITY	DESCRIPTION	ASSEMBLY	LINK	DWG.SZ.
1	GK 000221CH	1.0000	CONTROL HOUSING ASSEMBLY	SEE ASSY NO.	MA	D
2	GK 001844	1.0000	PANEL ASSY, PUSH BUTTON	SEE ASSY NO.	ME	C
3	GK 001844ID	1.0000	PANEL ASSY, ID PUSHBUTTON	GK 0003279IS	ME	C
4	GK 000199026	1.0000	PLATE,WITHOUT MARPOSS CONTRD	SEE ASSY NO.	ME	C
5	KB 00022105	1.0000	HANDLE, CONTROL HOUSING	SEE ASSY NO.	MA	B
6	GK 0003279WC	1.0000	WIRE CHART, POWERCASE	SEE ASSY NO.	ME	N
7	MS 0304218	2.0000	BT HD SCREW M12 X 1.75 X20MM	SEE ASSY NO.	MA	N
8	GK 0010116FPG	1.0000	GASKET, FEEDRATE PANEL	SEE ASSY NO.	MA	D
9	KB 000190403	2.0000	PLATE, CH MOUNTING	SEE ASSY NO.	MA	B
10	GK 0010116CRT	1.0000	GASKET, CRT	SEE ASSY NO.	MA	D
11	MN 0283610	6.0000	NUT, M6X1.0, SER HEX FLNG	SEE ASSY NO.	MA	N
12	MS 0303517	26.0000	SCREW, BUTTON HD. M5X.8X16MM	SEE ASSY NO.	MA	N
13	MN 0283510	26.0000	NUT, M5X0.8, SER HEX FLNG	SEE ASSY NO.	MA	N
14	MS 0303315	16.0000	SCREW, BUTTON HD. M3X.5X10MM	SEE ASSY NO.	MA	N
15	GK 000199027	1.0000	PLATE, WITHOUT E78 BALANCER	SEE ASSY NO.	ME	C
16	GK 0004158CRB	1.0000	BRACKET, CABLE RETAINER	SEE ASSY NO.	MA	B
17	GK 000221BS	1.0000	SUPPORT, CONTROL HOUSING BAC	SEE ASSY NO.	MA	D
18	GK 0011537MDP	1.0000	OVERLAY, GK, MACH OP PANEL	SEE ASSY NO.	MA	B
19	GK 0010116MPG	1.0000	GASKET, MEMBRANE PANEL	SEE ASSY NO.	MA	D
20	MS 0313313	2.0000	SCREW, FLTHDSKT M3 X .5 X 6M	SEE ASSY NO.	MA	N
21	VL 000962303	2.0000	CLAMP, CABLE 0.078"	SEE ASSY NO.	MA	N
22	VL 000362301	2.0000	WASHER, EXT TOOTH-#4 STAINLE	SEE ASSY NO.	MA	N
23	0170006	2.0000	SCREW, BINDING HD-SS 4-40X3/	SEE ASSY NO.	MA	N
24	GK 0002536E80P	1.0000	MARPOSS E80 FRONT PANEL	GK 0002536E80	ME	N
25	GK 0002536E20P	1.0000	MARPOSS E20 FRONT PANEL	GK 0003279GS	ME	N
26	LC 0003650GE31	1.0000	SWITCH, NAME PLATE, ON-OFF	SEE ASSY NO.	MA	A
27	LC 0003650GE25	1.0000	SWITCH, OPERATOR, SQUARE, FL	SEE ASSY NO.	MA	N
28	LC 0003650GE01	2.0000	SWITCH, CONTACT BLOCK, IND	SEE ASSY NO.	MA	N
29	LC 0003650GE20	1.0000	SWITCH, LENS, SQUARE, GREEN	SEE ASSY NO.	MA	N
30	LC 0003650GE05	2.0000	SWITCH, LIGHT UNIT	SEE ASSY NO.	MA	N
31	LC 0003650GE04	1.0000	SWITCH, LED, 24VDC, GREEN	SEE ASSY NO.	MA	A
33	LC 0003650GE17	1.0000	SWITCH, 3 POSITION, SQUARE	SEE ASSY NO.	MA	N
34	LC 0003650GE02	1.0000	SWITCH, CONTACT BLOCK, INC	SEE ASSY NO.	MA	N
35	LC 0003650GE11	1.0000	SWITCH, CONTACT BLOCK, IND-1	SEE ASSY NO.	MA	N
36	LC 0003650GE24	1.0000	SWITCH, OPERATOR, SQUARE, EX	SEE ASSY NO.	MA	N
37	LC 0003650GE21	1.0000	SWITCH, LENS, SQUARE, RED	SEE ASSY NO.	MA	N
38	LC 0003650GE06	1.0000	SWITCH, LED, 24VDC, RED	SEE ASSY NO.	MA	A
39	GK 000199018	1.0000	PLATE,WITHOUT E20 GAP CONTRD	SEE ASSY NO.	ME	B
40	GK 000199025	1.0000	PLATE, WITHOUT E80 GAUGING	SEE ASSY NO.	ME	B
41	GK 0002536E78P	1.0000	MARPOSS E78 FRONT PANEL	SEE ASSY NO.	ME	N
42	MS 0103616	4.0000	SCREW,SOC.HD.CAP M6X1.0X12MM	SEE ASSY NO.	MA	N
43	MW 0193610	4.0000	WASHER, LOCK DIN-7980 M6X1.0	SEE ASSY NO.	MA	N
44	MW 0103610	4.0000	WASHER, FLAT M6 STEEL	SEE ASSY NO.	MA	N
45	GK 000221HNGE	2.0000	HINGE, CHNBACK SECTION	SEE ASSY NO.	MA	N
46	GK 0009976	3.0000	GASKET, CHNBACK SECTION	SEE ASSY NO.	MA	N
47	GK 0010116MCG	1.0000	GASKET, MARPOSS	SEE ASSY NO.	MA	C
48	MN 0113813	2.0000	NUT, M6 X 1.25 BRASS	SEE ASSY NO.	MA	N
49	GK 0007703 C	2.0000	CAP, M12 SCREW FINISHING	SEE ASSY NO.	MA	N
50	GK 0007703 V	2.0000	WASHER, M12 SCREW FINISHING	SEE ASSY NO.	MA	N
51	GK 001844TK	1.0000	KIT, TAG - DOMESTIC	SEE ASSY NO.	MA	A
52	GK 0003011CP3C	1.0000	CABLE CHART COCKPIT	SEE ASSY NO.	MA	N
53	IV 0010884	0.4000	ADHESIVE	SEE ASSY NO.	MA	N

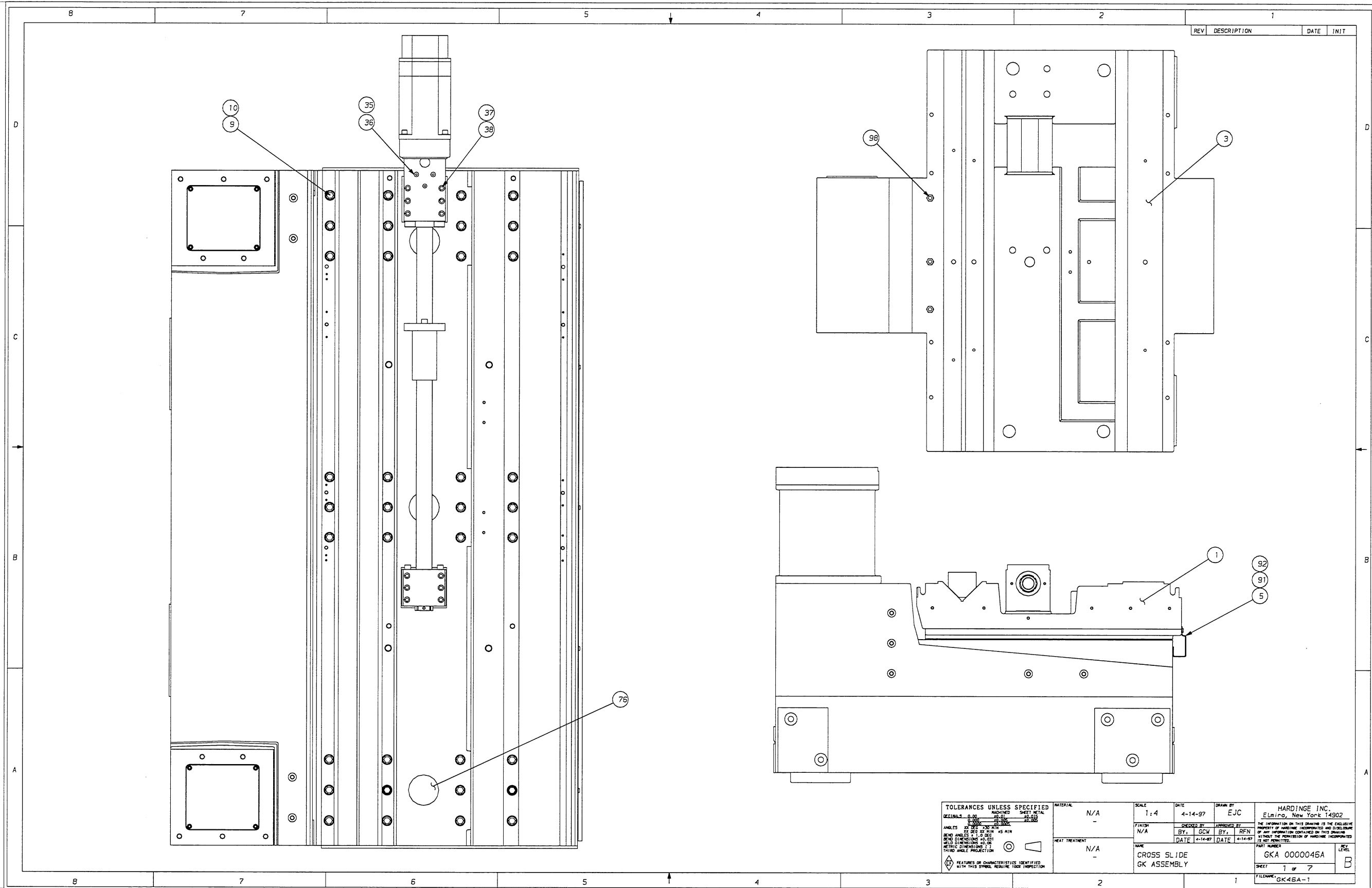
* 4 USE PLATE #4 WHEN NO MARPOSS UNITS ARE USED

ITEMS NOT SHOWN

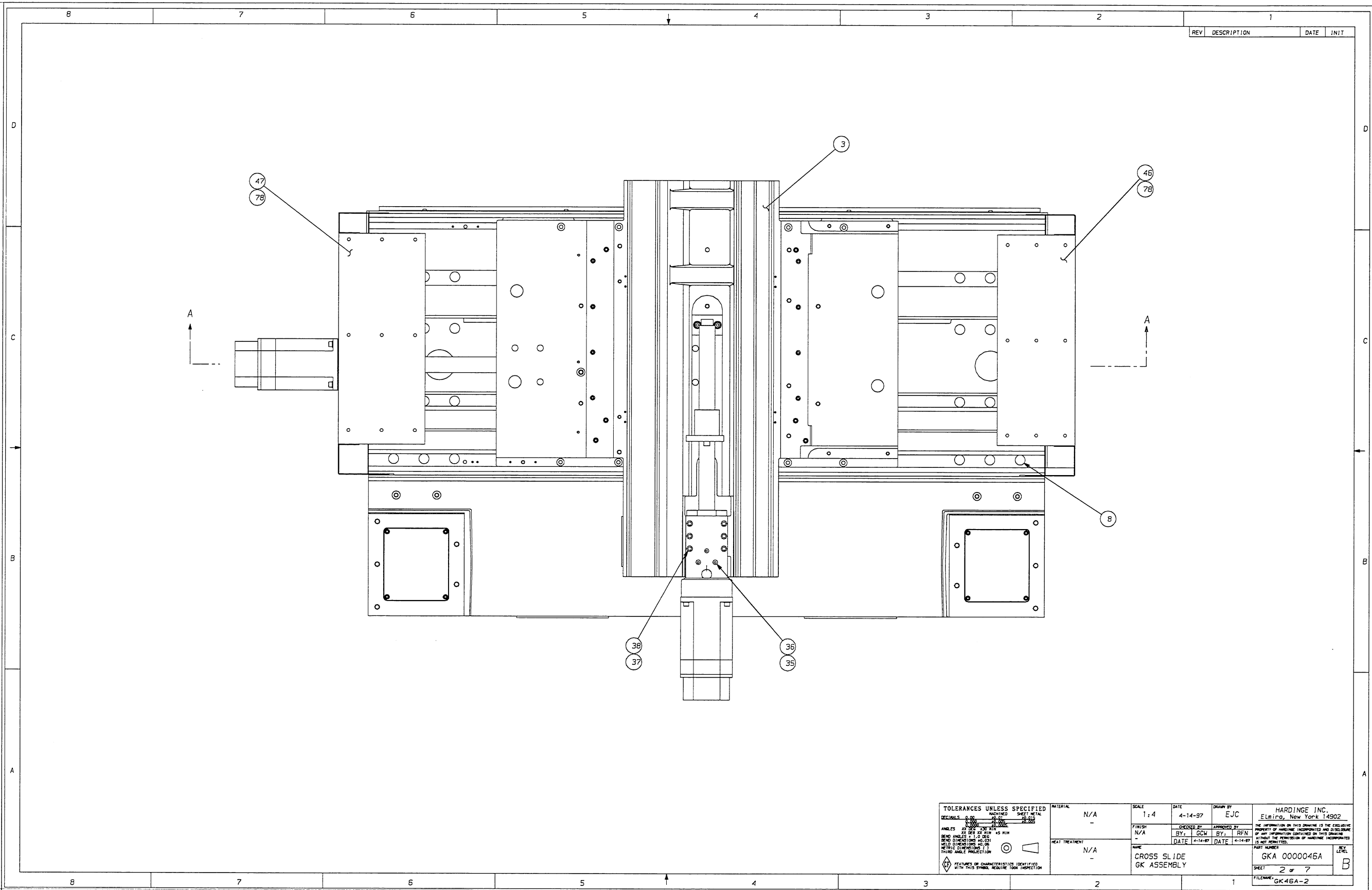
52 6

HARDINGE INC. Elmira, New York 14903		10/17/96 KCD	9/30/97 ADDED ITEMS 6, 53 752448	D
		5/6/97 ADDITION OF P/B LABELS ECN# 70845	5/30/97 RELEASE OF WIRE & CABLE CHARTS 752110	C
SCALE: NA BY: IL/NA DATE: 10/17/96		APPROVED BY: LJB DATE: 10/17/96	3/20/97 INITIAL DRAWING RELEASE ECN# 700836	B
MATERIAL: NA ASSEMBLY, GK MTB ENCLOSURE		DATE: 10/17/96	CHANGE: GK 0003279CP	A
THIS INFORMATION IS THE EXCLUSIVE PROPERTY OF HARDINGE INC. AND DISCLOSURE OF ANY INFORMATION CONTAINED ON THIS DRAWING WITHOUT THE PERMISSION OF HARDINGE INC. IS NOT PERMITTED.		DATE: 10/17/96	REV. NO.: GK 0003279CP-01.dwg	D

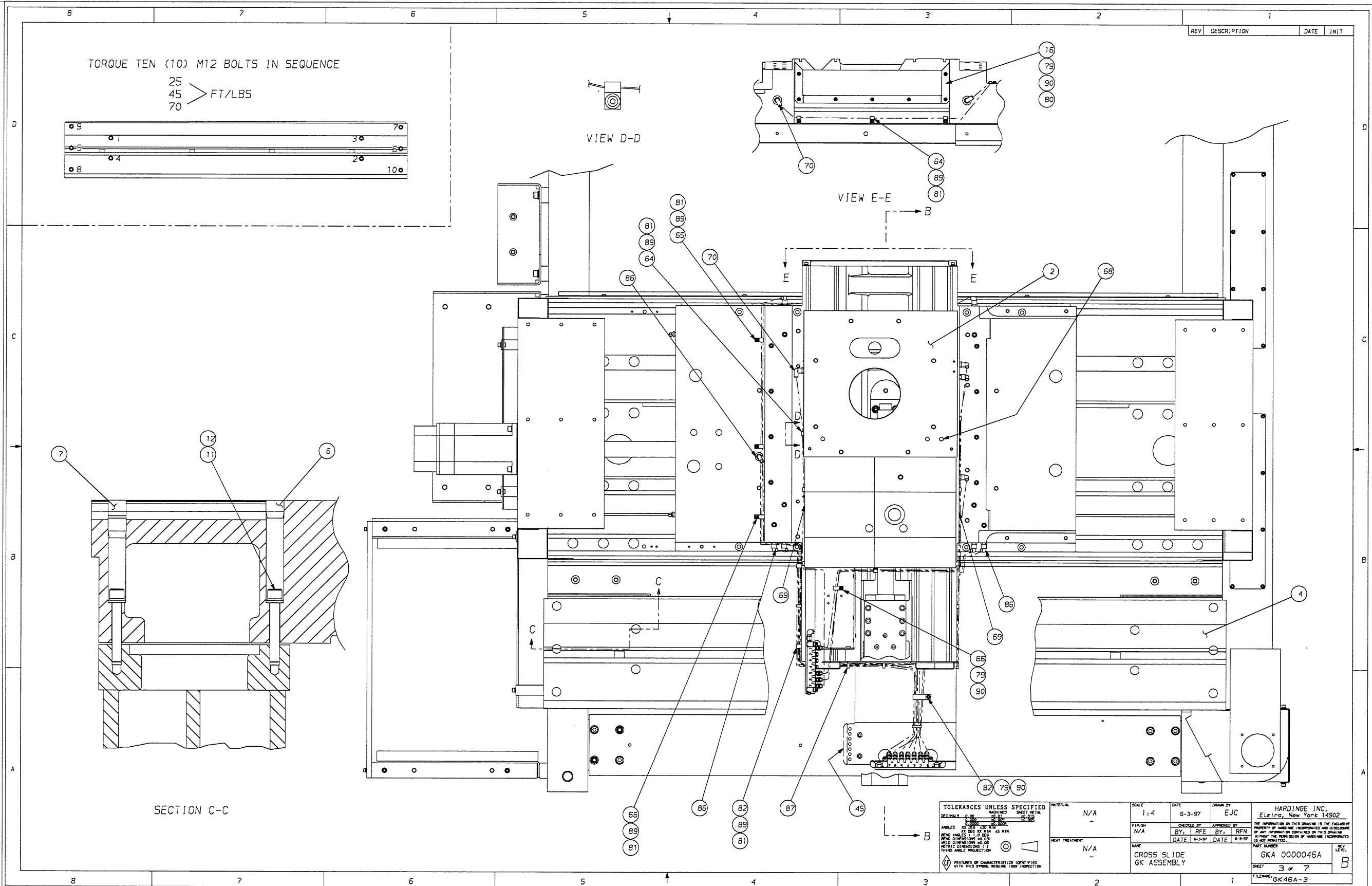
CROSS SLIDE ASSEMBLY

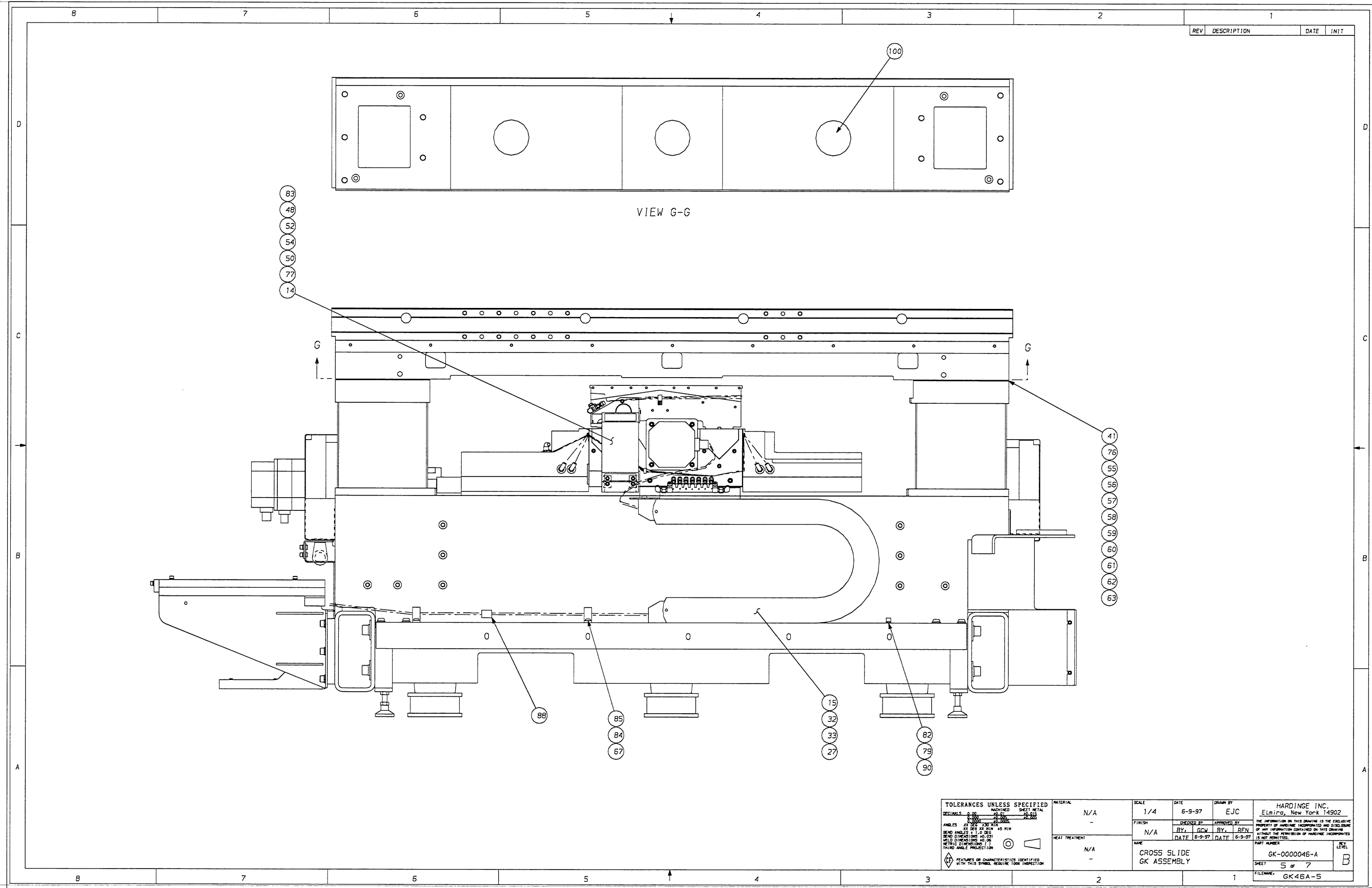


CROSS SLIDE ASSEMBLY



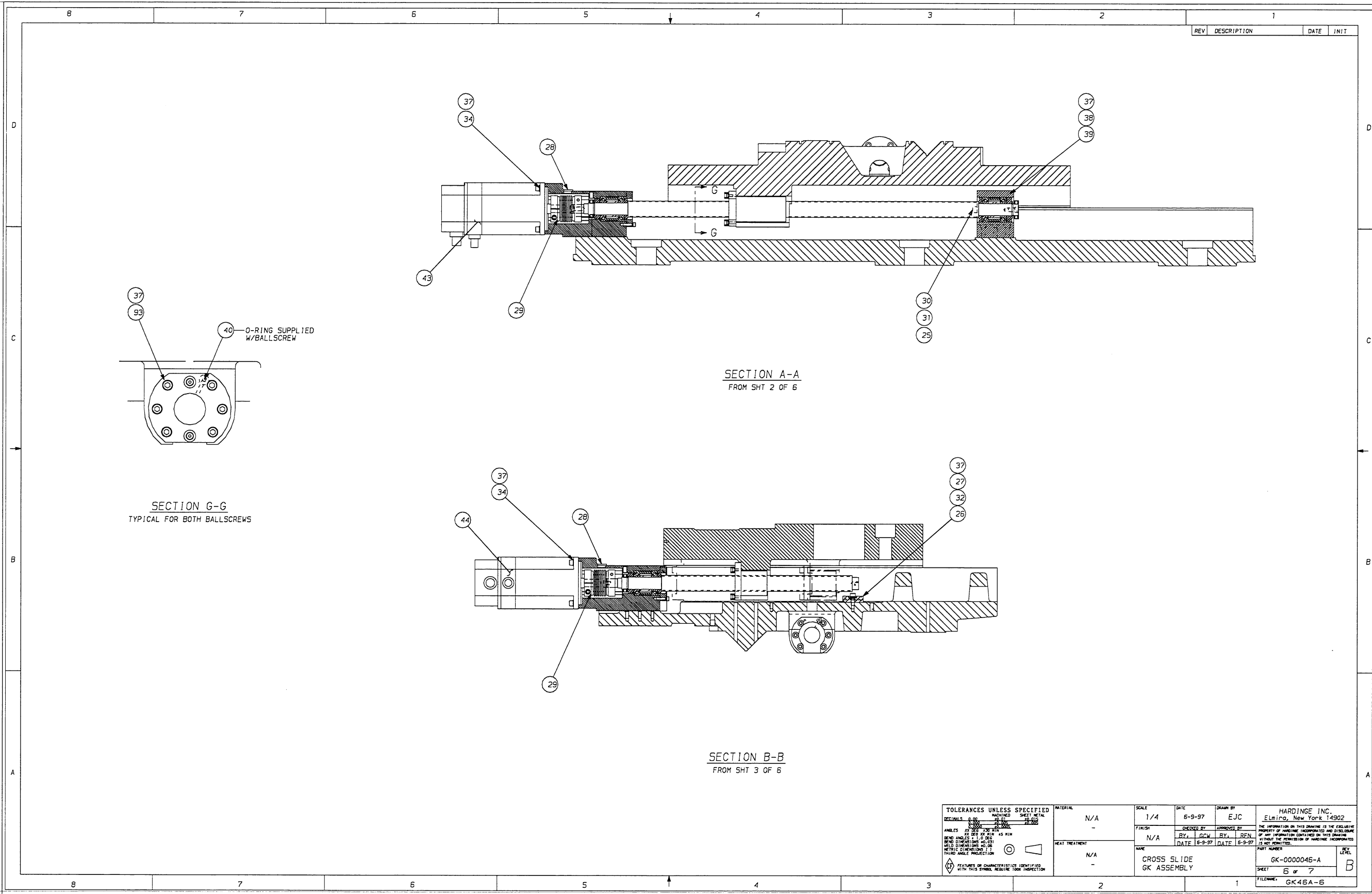
<p>TOLERANCES UNLESS SPECIFIED</p> <table border="1"> <tr> <td>DECIMALS</td> <td>0.00</td> </tr> <tr> <td>FRACTIONS</td> <td>1/32</td> </tr> <tr> <td>MACHINED</td> <td>±0.005</td> </tr> <tr> <td>SHEET METAL</td> <td>±0.005</td> </tr> </table>		DECIMALS	0.00	FRACTIONS	1/32	MACHINED	±0.005	SHEET METAL	±0.005	<p>MATERIAL</p> <p>N/A</p>	<p>SCALE</p> <p>1:4</p>	<p>DATE</p> <p>4-14-97</p>	<p>DRAWN BY</p> <p>EJC</p>	<p>HARDINGE INC.</p> <p>Elmira, New York 14902</p>
DECIMALS	0.00													
FRACTIONS	1/32													
MACHINED	±0.005													
SHEET METAL	±0.005													
<p>ANGLES</p> <p>22 DEG 2ND MIN</p> <p>30 DEG 2ND MIN</p> <p>45 DEG 2ND MIN</p> <p>60 DEG 2ND MIN</p> <p>90 DEG</p> <p>120 DEG</p> <p>135 DEG</p> <p>150 DEG</p> <p>180 DEG</p>	<p>FINISH</p> <p>N/A</p>	<p>PROPERTY OF HARDINGE INCORPORATED AND DISCLOSED BY THE PERMISSION OF HARDINGE INCORPORATED IF NOT PRINTED</p>	<p>DATE</p> <p>4-14-97</p>	<p>DATE</p> <p>4-14-97</p>	<p>DATE</p> <p>4-14-97</p>	<p>DATE</p> <p>4-14-97</p>								
<p>BEAD RADIUS</p> <p>1.0 DEG</p> <p>2.0 DEG</p> <p>3.0 DEG</p> <p>4.0 DEG</p> <p>5.0 DEG</p> <p>6.0 DEG</p> <p>7.0 DEG</p> <p>8.0 DEG</p> <p>9.0 DEG</p> <p>10.0 DEG</p> <p>12.0 DEG</p> <p>15.0 DEG</p> <p>20.0 DEG</p> <p>25.0 DEG</p> <p>30.0 DEG</p> <p>45.0 DEG</p> <p>60.0 DEG</p> <p>90.0 DEG</p> <p>120.0 DEG</p> <p>135.0 DEG</p> <p>150.0 DEG</p> <p>180.0 DEG</p>	<p>BY</p> <p>GCW</p>	<p>BY</p> <p>RFN</p>	<p>DATE</p> <p>4-14-97</p>	<p>DATE</p> <p>4-14-97</p>	<p>DATE</p> <p>4-14-97</p>	<p>DATE</p> <p>4-14-97</p>								
<p>NETIC DIMENSIONS 1:1</p> <p>3RD ANGLE PROJECTION</p>	<p>HEAT TREATMENT</p> <p>N/A</p>	<p>NAME</p> <p>CROSS SLIDE</p> <p>GK ASSEMBLY</p>	<p>PART NUMBER</p> <p>GKA 0000046A</p>	<p>REV</p> <p>B</p>	<p>SHEET</p> <p>2 of 7</p>	<p>FILENAME</p> <p>GK46A-2</p>								



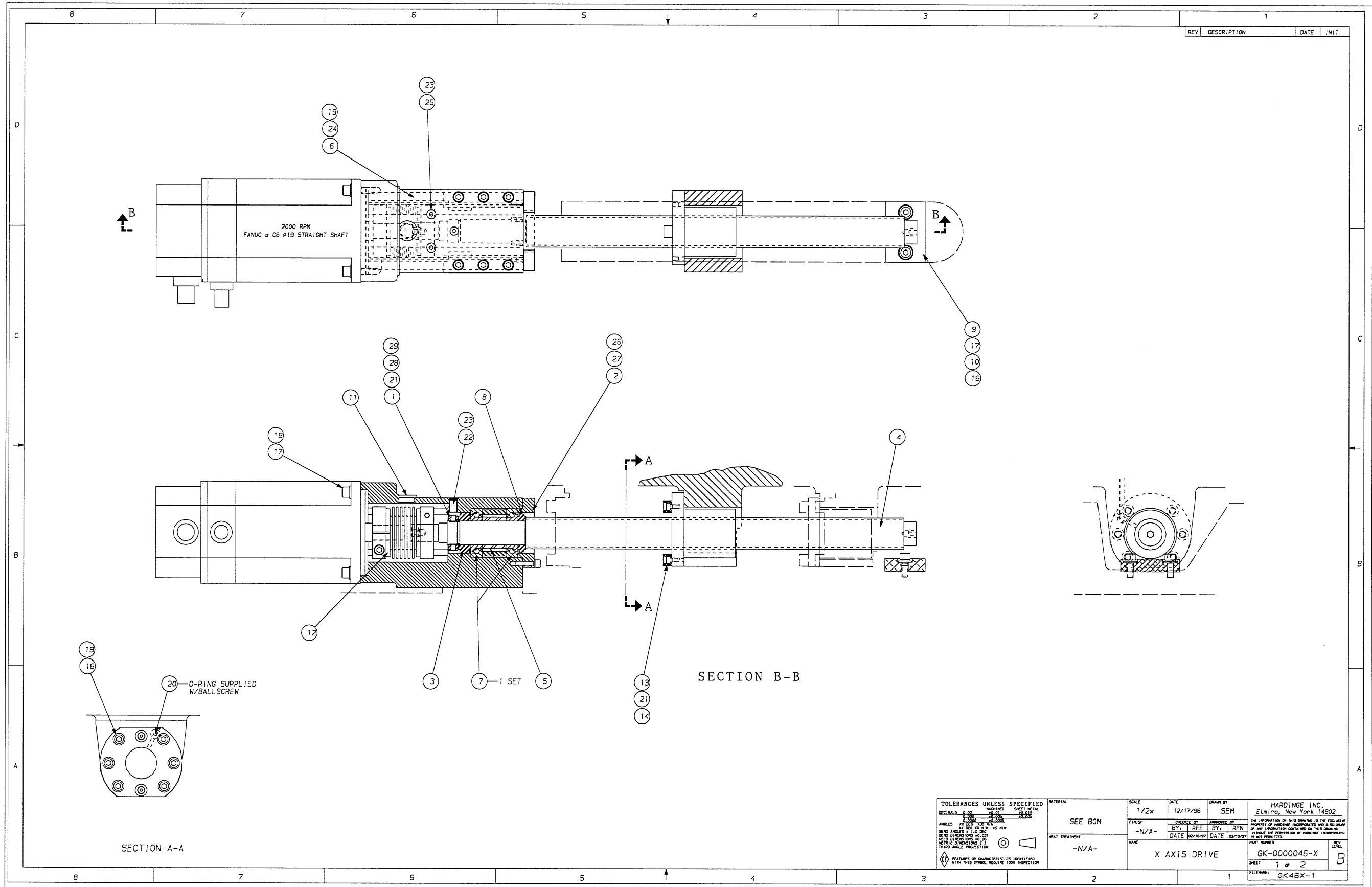


TOLERANCES UNLESS SPECIFIED		MATERIAL	SCALE	DATE	DRAWN BY	HARDINGE INC. Elmira, New York 14902	
DECIMALS .000	MACHINED	N/A	1/4	6-9-97	EJC	PROPERTY OF HARDINGE INCORPORATED AND DISCLOSED OF ANY INFORMATION CONTAINED ON THIS DRAWING WITHOUT THE PERMISSION OF HARDINGE INCORPORATED IS NOT PERMITTED.	
ANGLES .000	SHEET METAL					CHECKED BY	APPROVED BY
ANGLES .000						BY: GCW	BY: BEN
ANGLES .000						DATE: 6-9-97	DATE: 6-9-97
ANGLES .000						NAME	
ANGLES .000						CROSS SLIDE	
ANGLES .000						GK ASSEMBLY	
ANGLES .000						PART NUMBER	REV. LEVEL
ANGLES .000						GK-0000046-A	B
ANGLES .000						SHEET	5 of 7
ANGLES .000						FILENAME	GK46A-5

CROSS SLIDE ASSEMBLY

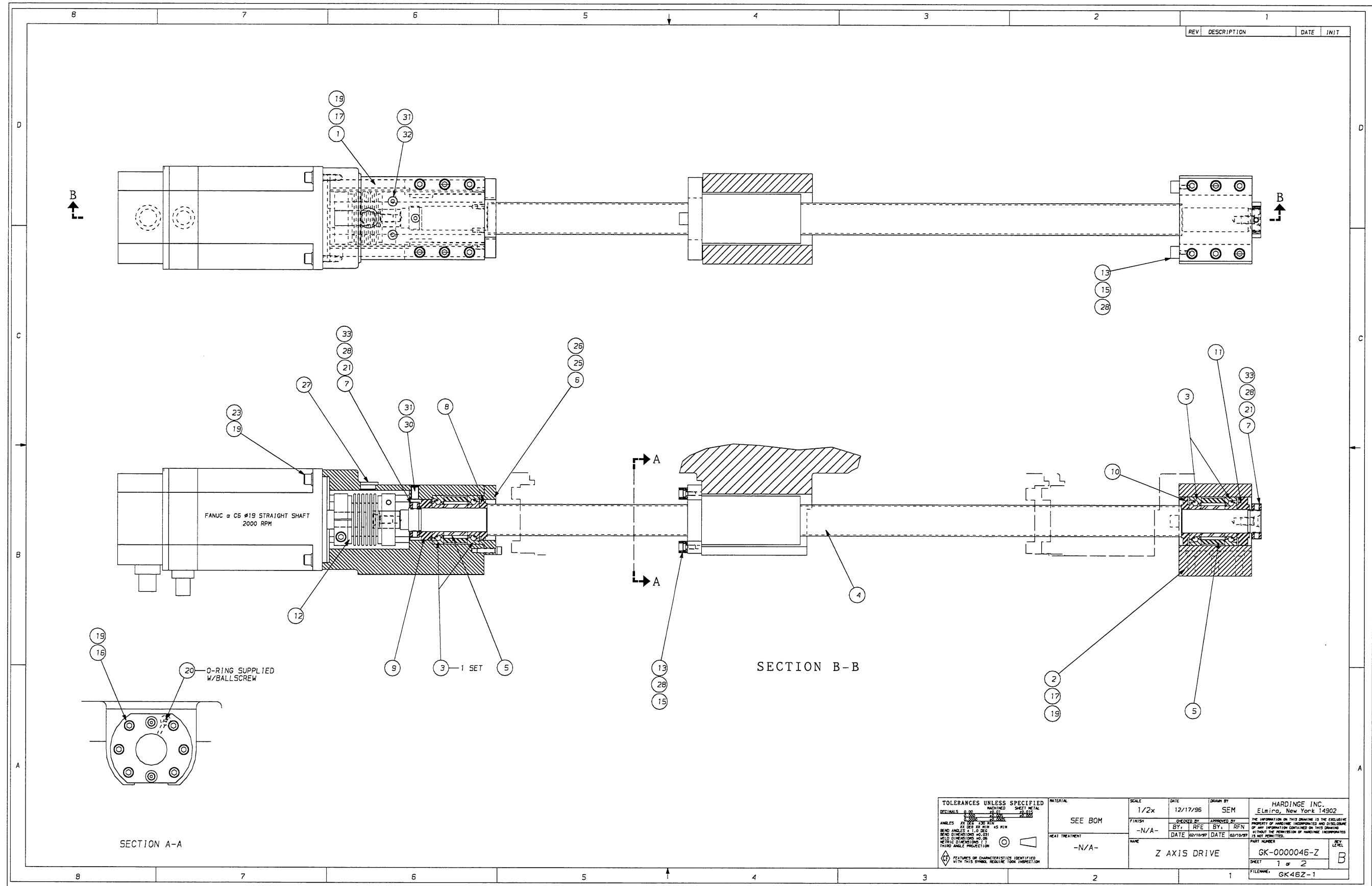


DRIVE ASSEMBLY, X-AXIS



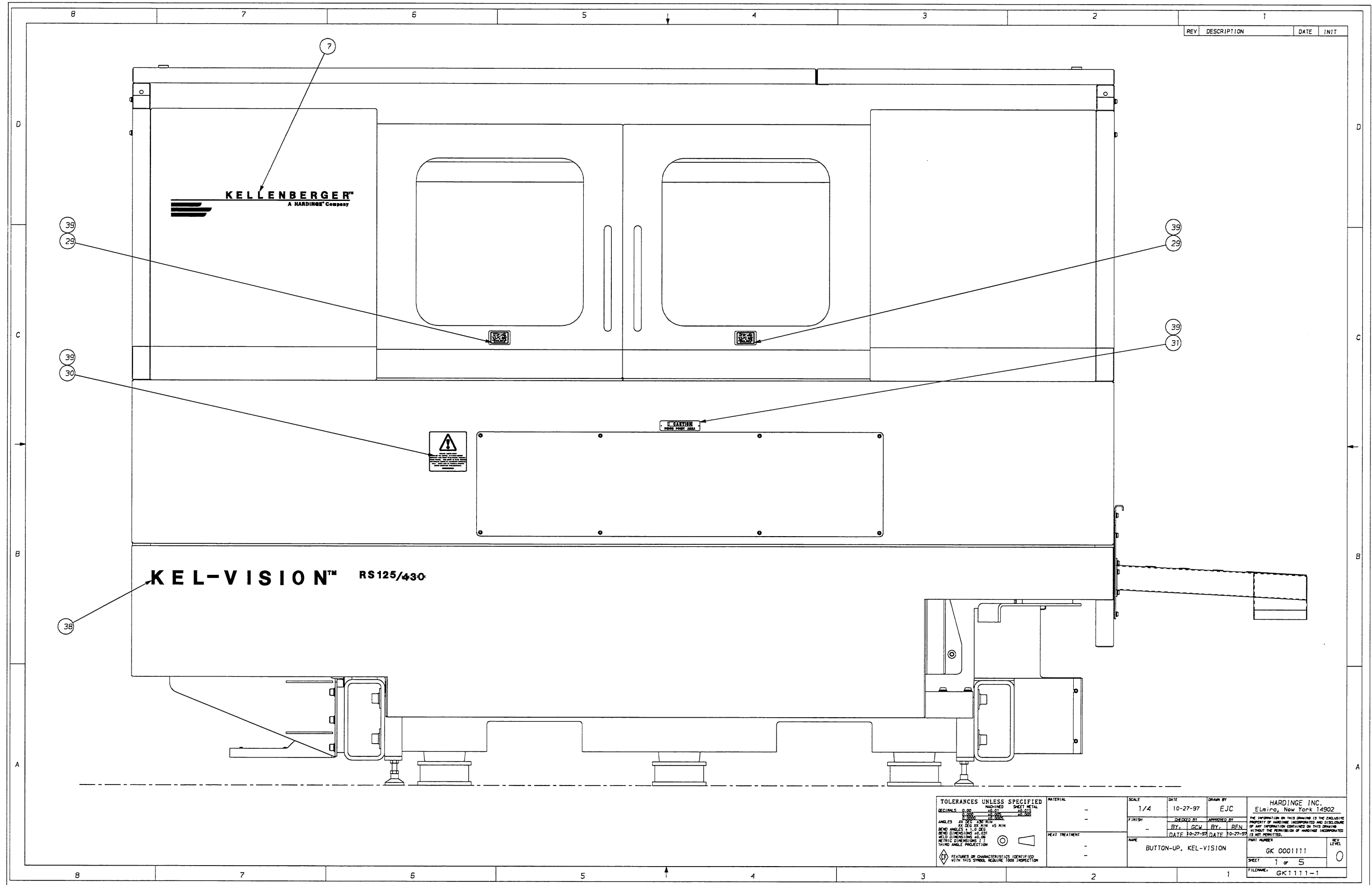
TOLERANCES UNLESS SPECIFIED		MATERIAL	SCALE	DATE	DRAWN BY	HARDINGE INC. Elmira, New York 14902	
DECIMALS	0.00	MACHINED SHEET METAL	1/2x	12/17/96	SEM	THE INFORMATION ON THIS DRAWING IS THE EXCLUSIVE PROPERTY OF HARDINGE INCORPORATED AND DISCLOSURE OF ANY INFORMATION CONTAINED ON THIS DRAWING WITHOUT THE PERMISSION OF HARDINGE INCORPORATED IS NOT PERMITTED.	
ANGLES	22 DEG 230' WITH 25 TO 35 MIN	SEE BOM	FINISH	DESIGNED BY	APPROVED BY	PART NUMBER	REV LEVEL
WELD ANGLES	1.0 DEG		-N/A-	BY: RFE	BY: LRFN	GK-000046-X	B
WELD DIMENSIONS	AS SHOWN	HEAT TREATMENT		DATE 12/16/97	DATE 12/16/97	SHEET 1 of 2	
METRIC DIMENSIONS	1:1	-N/A-				FILENAME: GK46X-1	
THIRD ANGLE PROJECTION							

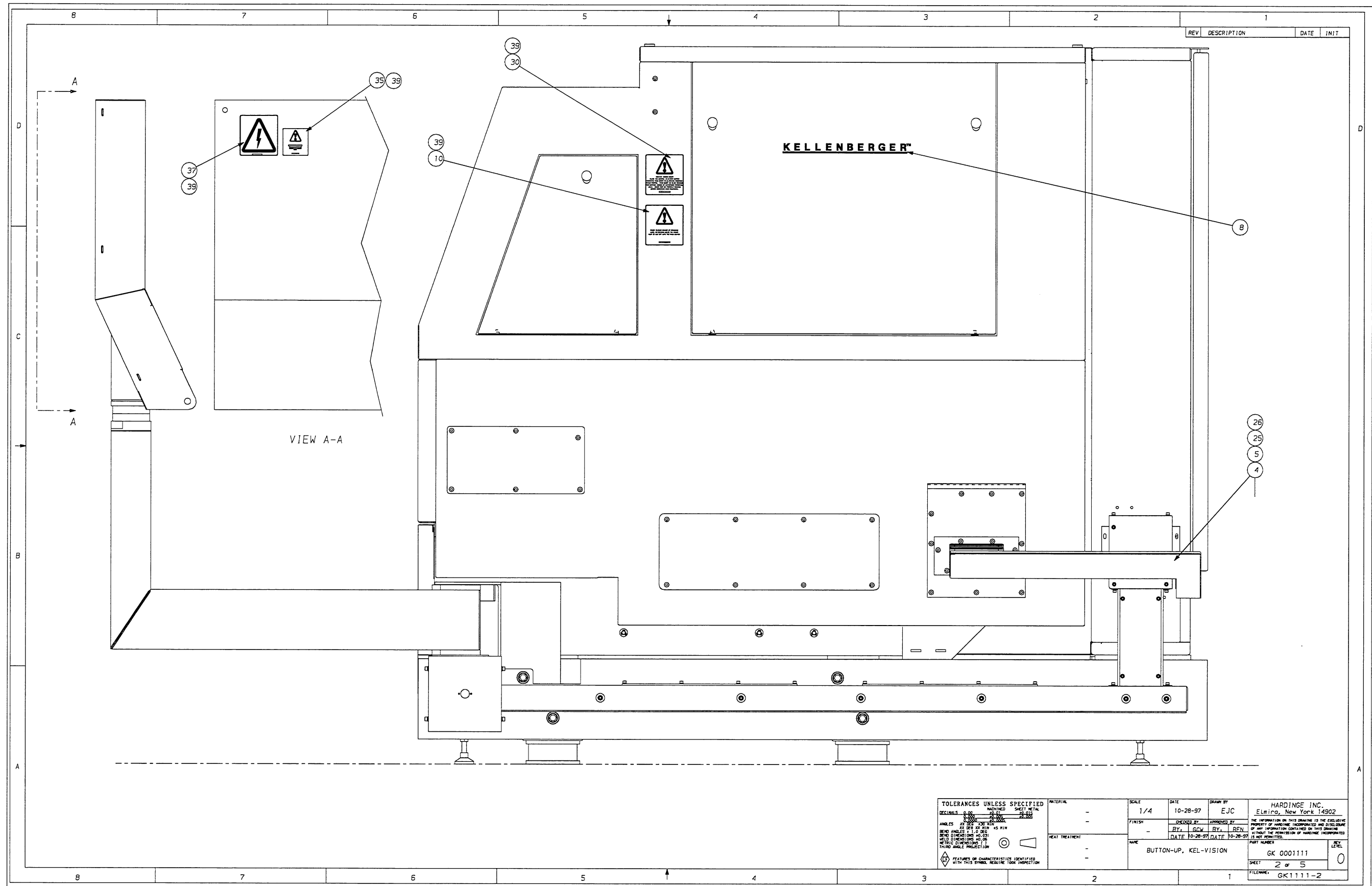
DRIVE ASSEMBLY, Z-AXIS

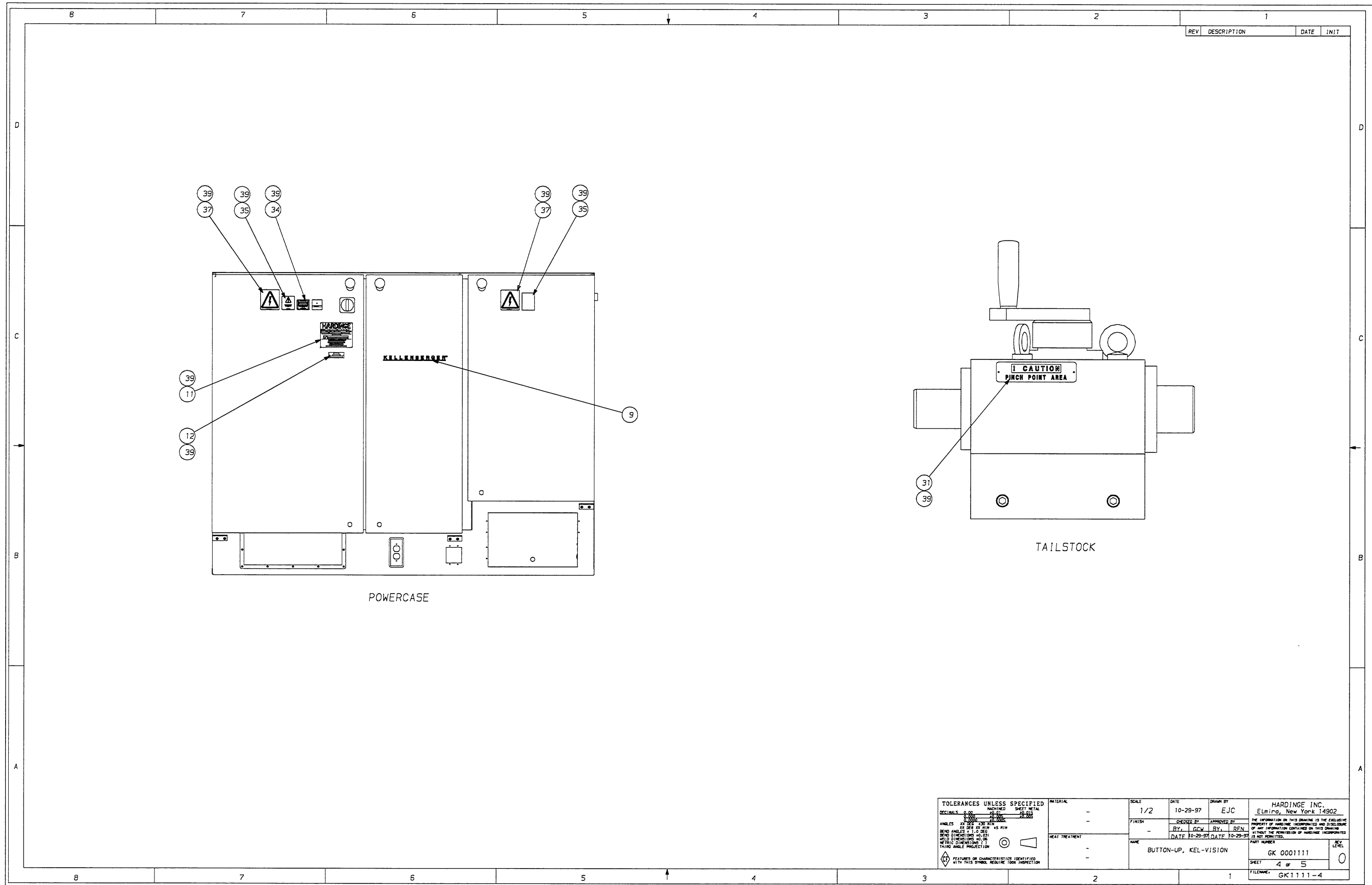


TOLERANCES UNLESS SPECIFIED		MATERIAL	SCALE	DATE	DRAWN BY	HARDINGE INC. Elmwood, New York 14902	
DECIMALS: 0.00	MACHINING: 0.00	SEE BOM	1/2x	12/17/96	SEM	THE INFORMATION ON THIS DRAWING IS THE EXCLUSIVE PROPERTY OF HARDINGE INCORPORATED AND DISCLOSURE OF ANY INFORMATION CONTAINED ON THIS DRAWING WITHOUT THE PERMISSION OF HARDINGE INCORPORATED IS NOT PERMITTED.	
ANGLES: 25, 30, 45	25, 30, 45 MIN		FINISH	BY: I RFE	BY: I RFE	DATE: 12/17/96	DATE: 12/17/96
WELD ANGLES: 1.0 DEG	OF 90 DEGREES MIN	HEAT TREATMENT	-N/A-				
WELD DIMENSIONS: AS SHOWN							
METRIC DIMENSIONS: 1:3 THIRD ANGLE PROJECTION							
FEATURES OR CHARACTERISTICS IDENTIFIED WITH THIS SYMBOL, REQUIRE 100% INSPECTION							
Z AXIS DRIVE						PART NUMBER	REV
						GK-0000046-Z	B
						SHEET 1 of 2	
						FILENAME: GK46Z-1	

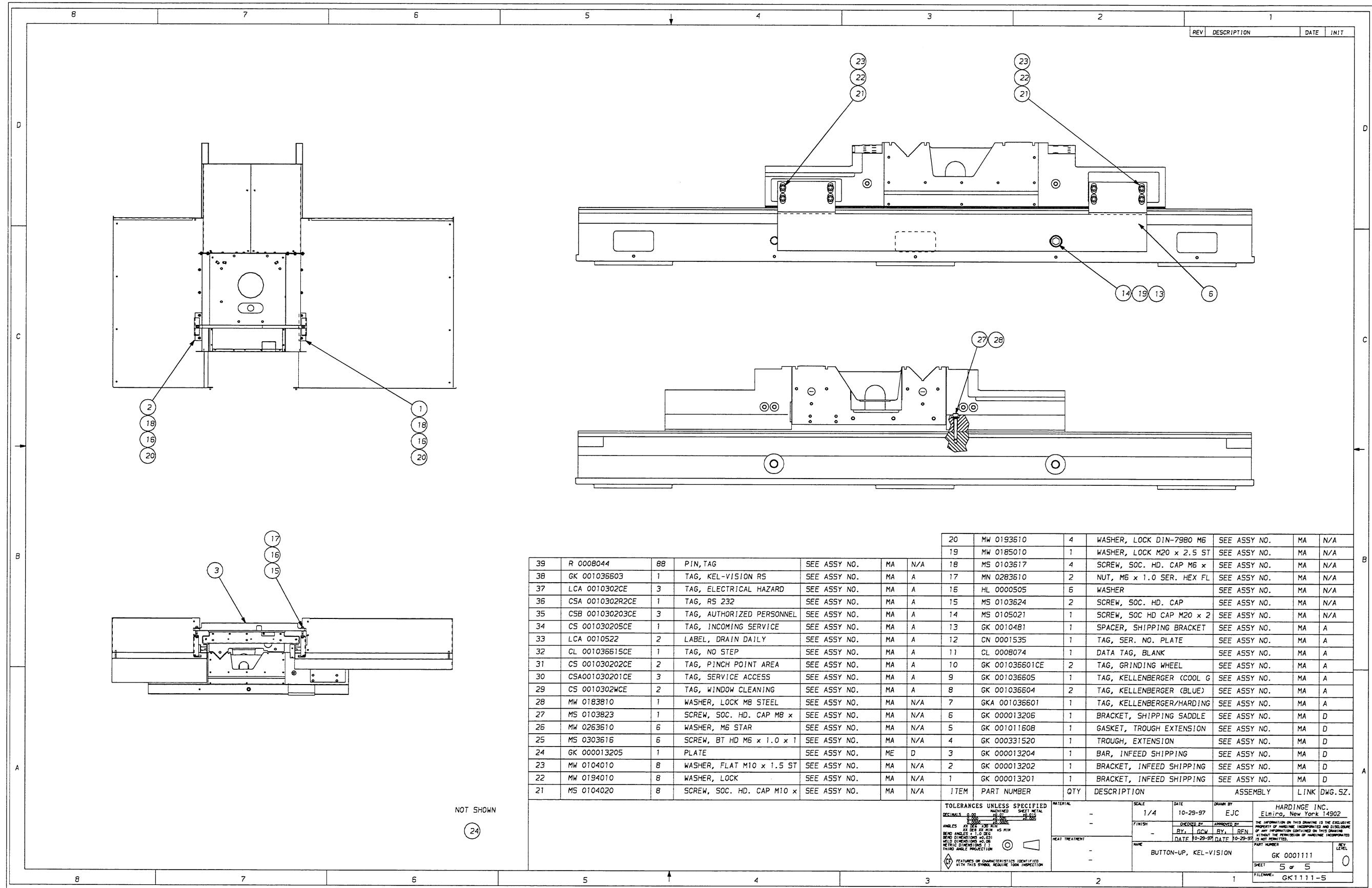
FINAL ASSEMBLY COMPONENTS

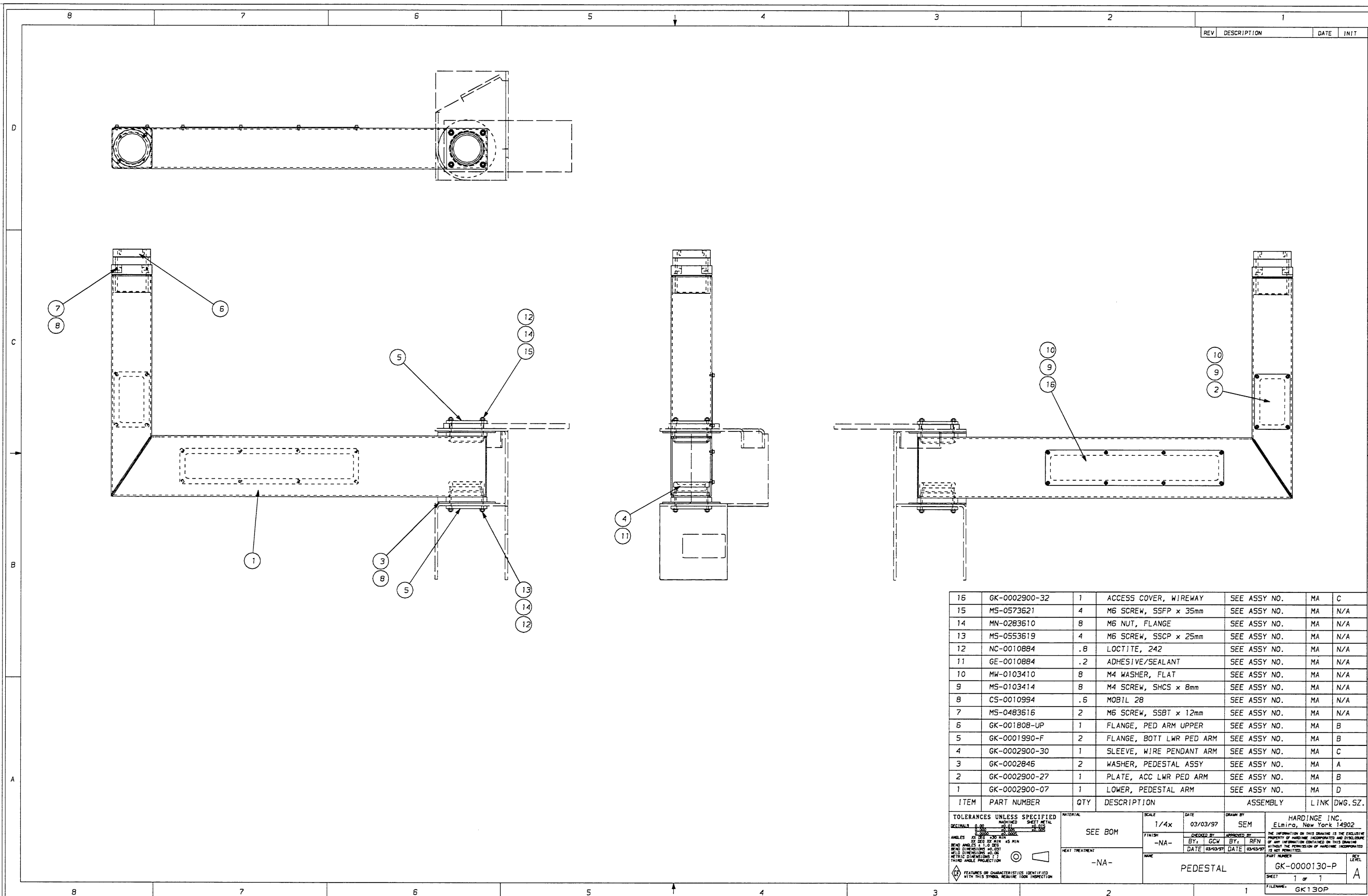






FINAL ASSEMBLY COMPONENTS





ITEM	PART NUMBER	QTY	DESCRIPTION	ASSEMBLY	LINK	DWG. SZ.
16	GK-0002900-32	1	ACCESS COVER, WIREWAY	SEE ASSY NO.	MA	C
15	MS-0573621	4	M6 SCREW, SSFP x 35mm	SEE ASSY NO.	MA	N/A
14	MN-0283610	8	M6 NUT, FLANGE	SEE ASSY NO.	MA	N/A
13	MS-0553619	4	M6 SCREW, SSCP x 25mm	SEE ASSY NO.	MA	N/A
12	NC-0010884	.8	LOCTITE, 242	SEE ASSY NO.	MA	N/A
11	GE-0010884	.2	ADHESIVE/SEALANT	SEE ASSY NO.	MA	N/A
10	MW-0103410	8	M4 WASHER, FLAT	SEE ASSY NO.	MA	N/A
9	MS-0103414	8	M4 SCREW, SHCS x 8mm	SEE ASSY NO.	MA	N/A
8	CS-0010994	.6	MOBIL 28	SEE ASSY NO.	MA	N/A
7	MS-0483616	2	M6 SCREW, SSBT x 12mm	SEE ASSY NO.	MA	N/A
6	GK-001808-UP	1	FLANGE, PED ARM UPPER	SEE ASSY NO.	MA	B
5	GK-0001990-F	2	FLANGE, BOTT LWR PED ARM	SEE ASSY NO.	MA	B
4	GK-0002900-30	1	SLEEVE, WIRE PENDANT ARM	SEE ASSY NO.	MA	C
3	GK-0002846	2	WASHER, PEDESTAL ASSY	SEE ASSY NO.	MA	A
2	GK-0002900-27	1	PLATE, ACC LWR PED ARM	SEE ASSY NO.	MA	B
1	GK-0002900-07	1	LOWER, PEDESTAL ARM	SEE ASSY NO.	MA	D

TOLERANCES UNLESS SPECIFIED

DECIMALS	0.00	0.01	0.05	0.10
FRACTIONS	1/32	1/16	3/32	1/8
ANGLES	± .1	± .05	± .02	± .01
FINISH	AS SUPPLIED	SEE BOM	SEE BOM	SEE BOM
HEAT TREATMENT	-NA-	-NA-	-NA-	-NA-

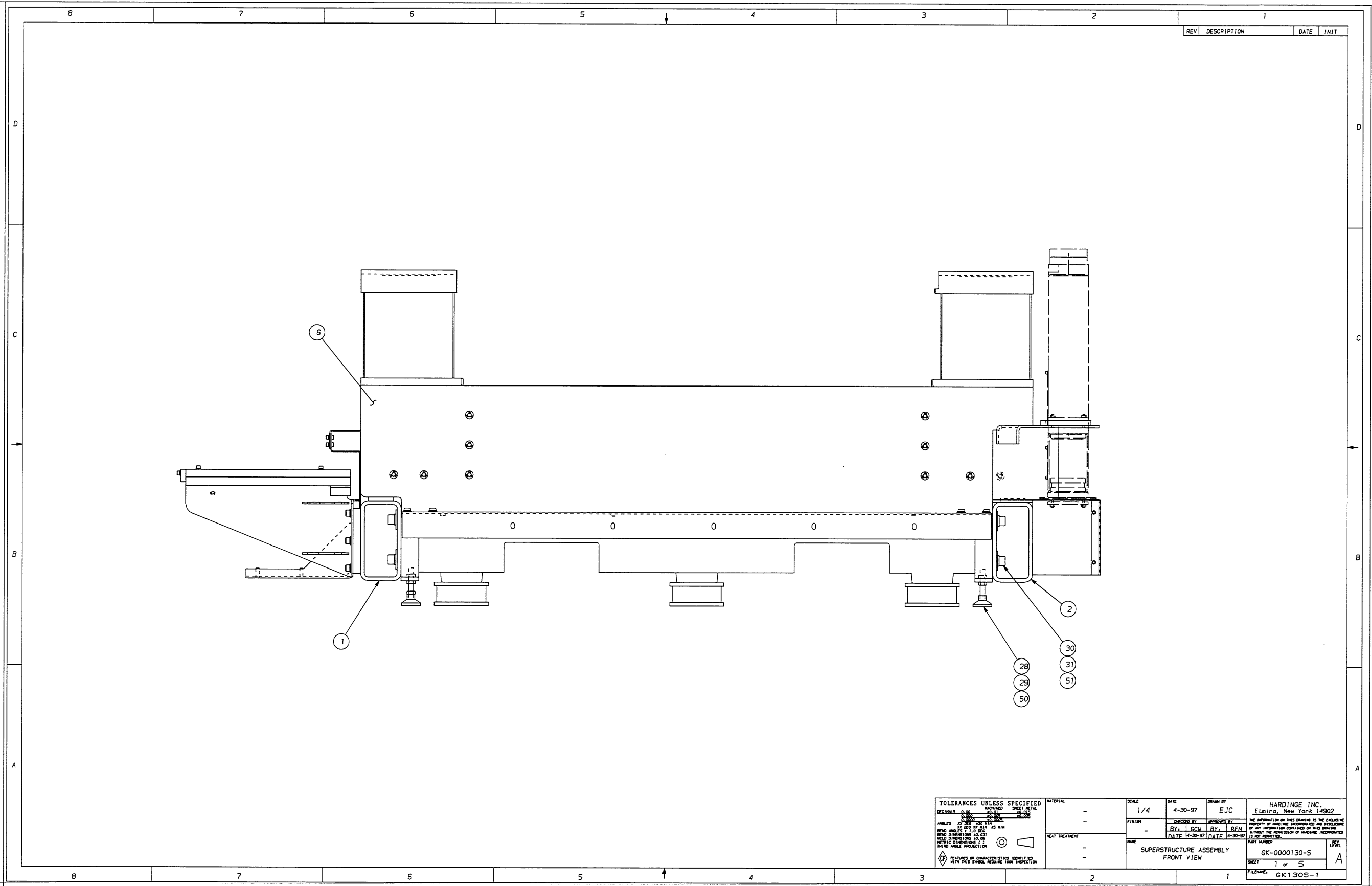
SCALE: 1/4x
DATE: 03/03/97
DRAWN BY: SEM
CHECKED BY: BY: GCW
DATE: 03/03/97

HARDINGE INC.
Elmira, New York 14902

PROPERTY OF HARDINGE INCORPORATED AND DISCLOSED
OF ANY INFORMATION CONTAINED ON THIS DRAWING
WITHOUT THE PERMISSION OF HARDINGE INCORPORATED
IS NOT PERMITTED.

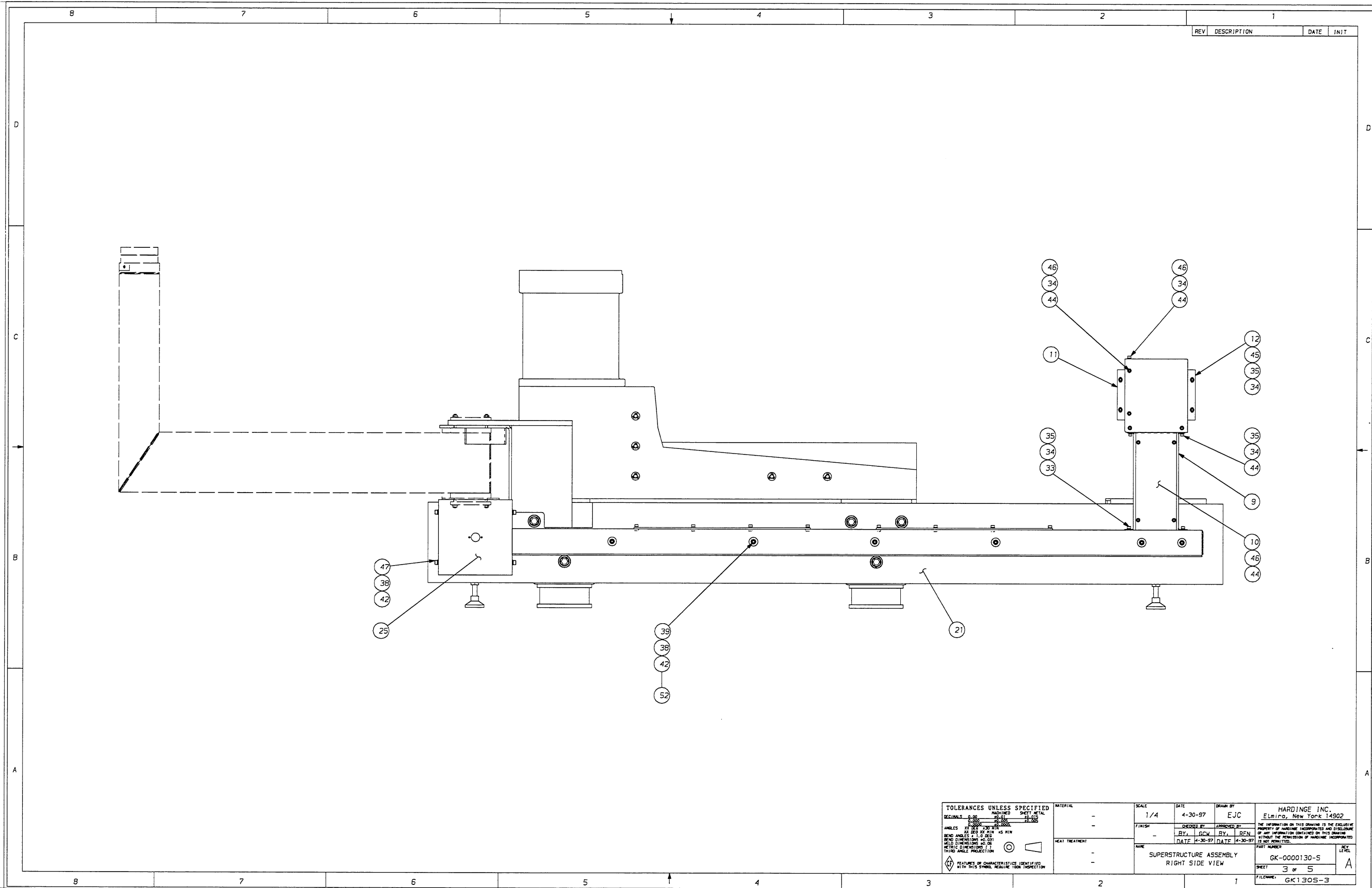
PART NUMBER: GK-0000130-P
SHEET: 1 of 1
FILENAME: GK130P

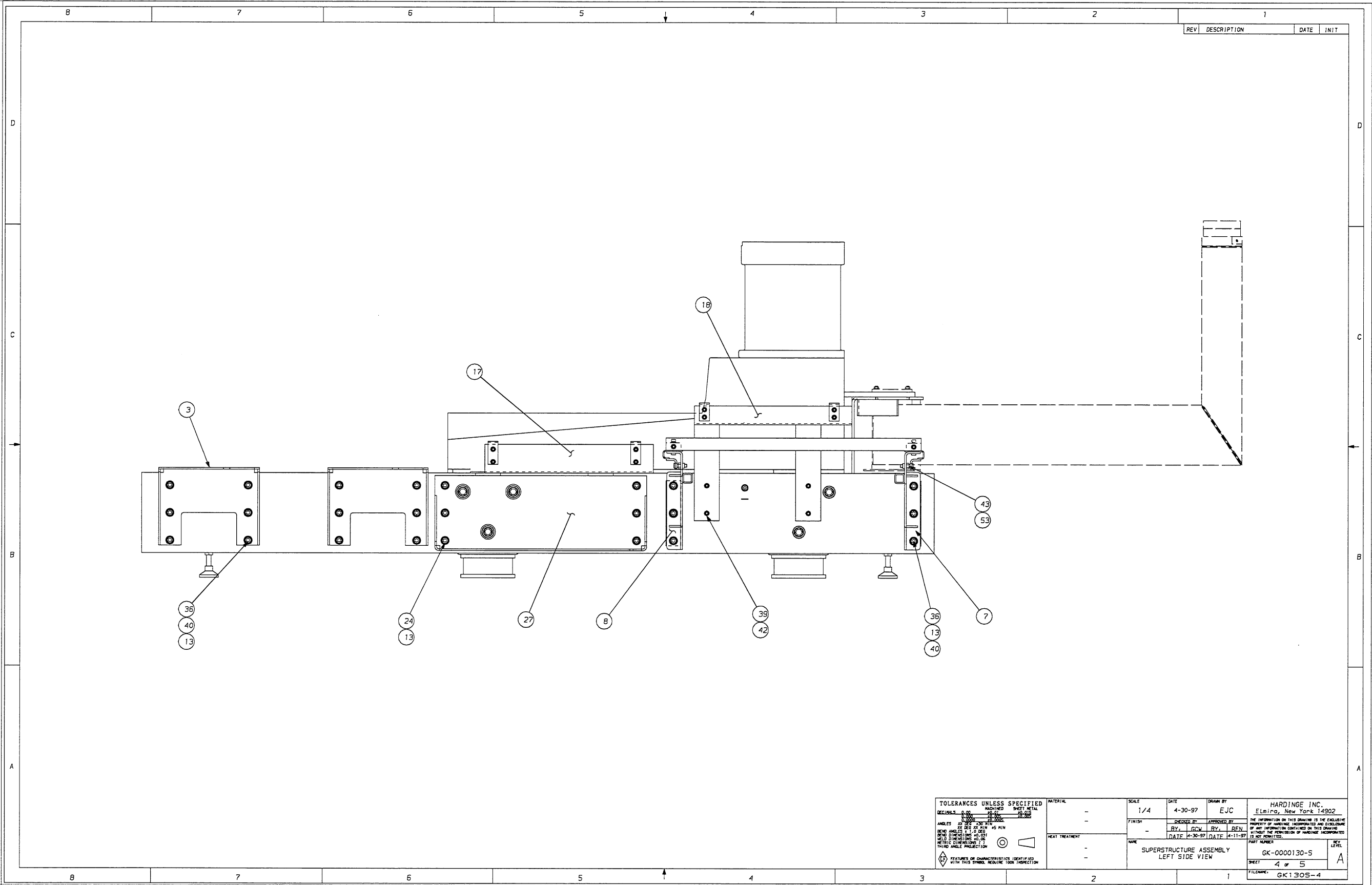
SUPERSTRUCTURE



TOLERANCES UNLESS SPECIFIED DECIMALS: .005 FRACTIONS: 1/32 ANGLES: 27 1/2° AND 45° MIN BEND ANGLES: 1.0 DEG DIMENSIONS: AS SHOWN METRIC DIMENSIONS: 2:3 THIRD ANGLE PROJECTION FINISHES OR CHARACTERISTICS IDENTIFIED WITH THIS SYMBOL REQUIRE WORK INSPECTION		MATERIAL: - FINISH: - HEAT TREATMENT: -	SCALE: 1/4 DATE: 4-30-97 DRAWN BY: EJC CHECKED BY: [blank] DESIGNED BY: [blank] DATE: 4-30-97	HARDINGE INC. ELMHURST, NEW YORK 14902 THE INFORMATION ON THIS DRAWING IS THE EXCLUSIVE PROPERTY OF HARDINGE INCORPORATED AND DISCLOSURE OF ANY INFORMATION CONTAINED ON THIS DRAWING WITHOUT THE PERMISSION OF HARDINGE INCORPORATED IS NOT PERMITTED. PART NUMBER: GK-0000130-S SHEET: 1 of 5 FILENAME: GK130S-1
--	--	---	--	---

SUPERSTRUCTURE





TOLERANCES UNLESS SPECIFIED DECIMALS: 0.00 MACHINED SWEET METAL FRACTIONS: 1/32, 1/16, 3/32, 1/8, 3/16, 1/4, 3/8, 1/2, 5/8, 3/4, 7/8, 1		MATERIAL	SCALE	DATE	DRAWN BY	HARDINGE INC. Elmira, New York 14902
ANGLES: 22.5°, 45°, 90° MIN RENE ANGLES: 15°, 30°, 45° MIN HOLE DIMENSIONS: 0.001 METRIC DIMENSIONS: 0.1 THREADED HOLE PROJECTION			1/4	4-30-97	EJC	THE INFORMATION ON THIS DRAWING IS THE EXCLUSIVE PROPERTY OF HARDINGE INCORPORATED AND DISCLOSURE OF ANY INFORMATION CONTAINED ON THIS DRAWING WITHOUT THE PERMISSION OF HARDINGE INCORPORATED IS NOT PERMITTED.
FINISH: - HEAT TREATMENT: - FEATURES OR CHARACTERISTICS IDENTIFIED WITH THIS SYMBOL, REQUIRE 100% INSPECTION						
					CHECKED BY: _____ BY: L.G.W. RY. REN DATE: 4-30-97 DATE: 4-11-97	PART NUMBER: GK-0000130-5 SHEET: 4 of 5 FILENAME: GK130S-4
					NAME: SUPERSTRUCTURE ASSEMBLY LEFT SIDE VIEW	

SUPERSTRUCTURE

REV	DESCRIPTION	DATE	INIT			
53	MN-0283810	2	NUT, M8 x 1.25, SER. HEX F	SEE ASSY NO.	MA	N/A
52	CK-0010331-01	6	CAP PLUG, 7/8"	SEE ASSY NO.	MA	N/A
51	SG-0002840	10	FLAT WASHER	SEE ASSY NO.	MA	A
50	MD-0003182	8	1/2-13 NUT HEX JAM	SEE ASSY NO.	MA	N/A
49	MS-0103523	2	M5 SCREW, SHCS x 45mm	SEE ASSY NO.	MA	N/A
48	MW-0263610	8	M6 WASHER, STAR EX.	SEE ASSY NO.	MA	N/A
47	MS-0303616	12	M6 SCREW, BHSS x 12mm	SEE ASSY NO.	MA	N/A
46	MW-0263510	27	M5 WASHER, STAR EX.	SEE ASSY NO.	MA	N/A
45	MS-0303516	4	M5 SCREW, BHSS x 12mm	SEE ASSY NO.	MA	N/A
44	MS-0303515	31	M5 SCREW, BHSS x 10mm	SEE ASSY NO.	MA	N/A
43	MS-0103818	2	M8 SCREW, SHCX x 20mm	SEE ASSY NO.	MA	N/A
42	MW-0193610	16	M6 WASHER, LOCK	SEE ASSY NO.	MA	N/A
40	MW-0104010	38	M10 WASHER, FLAT	SEE ASSY NO.	MA	N/A
39	MS-0103618	12	SCREW, SOC. HD. CAP M6 x	SEE ASSY NO.	MA	N/A
38	MW-0103610	16	M6 WASHER, FLAT	SEE ASSY NO.	MA	N/A
37	MS-0103619	4	M6 SCREW, SHCS x 25mm	SEE ASSY NO.	MA	N/A
36	MS-0104019	32	M10 SCREW, SHCS x 25mm	SEE ASSY NO.	MA	N/A
35	MW-0183510	14	M5 WASHER, LOCK	SEE ASSY NO.	MA	N/A
34	MW-0103510	19	M5 WASHER, FLAT	SEE ASSY NO.	MA	N/A
33	MS-0103515	4	SCREW, SOC. HD. CAP M5 x	SEE ASSY NO.	MA	N/A
31	MW-0194610	10	M16 WASHER, LOCK	SEE ASSY NO.	MA	N/A
30	MS-0104624	10	M16 SCREW, SHCS x 50mm	SEE ASSY NO.	MA	N/A
29	GK-0009455-01	4	STUD, 1/2-13 x 3-1/2" LON	SEE ASSY NO.	MA	N/A
28	GK-0009455	4	MOUNT, SWIVEL LEVELING	SEE ASSY NO.	MA	N/A
27	GK-0010234-MT	1	MOUNT, LUBE SYSTEM	SEE ASSY NO.	MA	D
26	GK-0002900-32	2	ACCESS COVER, WIREWAY	SEE ASSY NO.	MA	B
25	GK-0002900-29	1	COVER, PENDANT ARM SUPPOR	SEE ASSY NO.	MA	D
24	MS-0104018	10	M10 SCREW, SHCS x 20mm	SEE ASSY NO.	MA	N/A
23	GK-0002900-23	2	RETAINER, WIREWAY	SEE ASSY NO.	MA	C
22	GK-0002900-22	2	RETAINER, WIREWAY	SEE ASSY NO.	MA	C
21	GK-0002900-21	1	WIREWAY, PEDESTAL ARM	SEE ASSY NO.	MA	D
19	GK-0002900-19	1	HANDLE, HYDRAULIC PUMP	SEE ASSY NO.	MA	C
18	GK-0002900-18	1	WIREWAY, HYDRAULIC PUMP	SEE ASSY NO.	MA	D
17	GK-0002900-17	1	WIREWAY, LUBE PUMP	SEE ASSY NO.	MA	D
15	GK-0002900-13	1	SUPPORT WELDMENT, X-Z CAR	SEE ASSY NO.	MA	D
13	MW-0194010	44	M10 WASHER, LOCK	SEE ASSY NO.	MA	N/A
12	GK-0001990-24	1	COVER, WIREWAY POWERCASE	SEE ASSY NO.	MA	D
11	GK-0001990-23	1	WIREWAY, POWERCASE	SEE ASSY NO.	MA	D
10	GK-0001990-22	1	COVER, WIREWAY	SEE ASSY NO.	MA	B
9	GK-0001990-21	1	WIREWAY, POWERCASE DOWN	SEE ASSY NO.	MA	D
8	GK-0001990-20	1	BRACKET, LEFT SLIDE HYDRAU	SEE ASSY NO.	MA	C
7	GK-0001990-19	1	BRACKET, RT SIDE HYD PUMP	SEE ASSY NO.	MA	D
6	GK-0003900	1	BASE	SEE ASSY NO.	ME	D
5	GK-0001990-16	1	LEFT SLIDE, HYDRAULIC PUM	SEE ASSY NO.	MA	C
4	GK-0001990-15	1	RIGHT SLIDE, HYDRAULIC PUM	SEE ASSY NO.	MA	C
3	GK-0001990-12	3	MOUNT, POWERCASE	SEE ASSY NO.	MA	D
2	GK-0002900-RT	1	BASE TUBE, RIGHT	SEE ASSY NO.	MA	D
1	GK-0002900-LT	1	BASE TUBE, LEFT	SEE ASSY NO.	MA	D
ITEM	PART NUMBER	QTY	DESCRIPTION	ASSEMBLY	LINK	DWG. SZ.

TOLERANCES UNLESS SPECIFIED

DECIMALS	0.00
FRACTIONS	1/32
ANGLES	30 MIN
BEND RADIUS	1.5 X R
BEND DIMENSIONS	AS SHOWN
WELD DIMENSIONS	AS SHOWN
METRIC DIMENSIONS	1:1
THIRD ANGLE PROJECTION	

FINISH: FULL

DATE: 4-30-97

DRAWN BY: EJC

REVISIONS:

NO.	BY	DATE	DESCRIPTION
1	EJC	4-30-97	ISSUED FOR FABRICATION

NAME: SUPERSTRUCTURE ASSEMBLY

PART NUMBER: GK-0000130-S

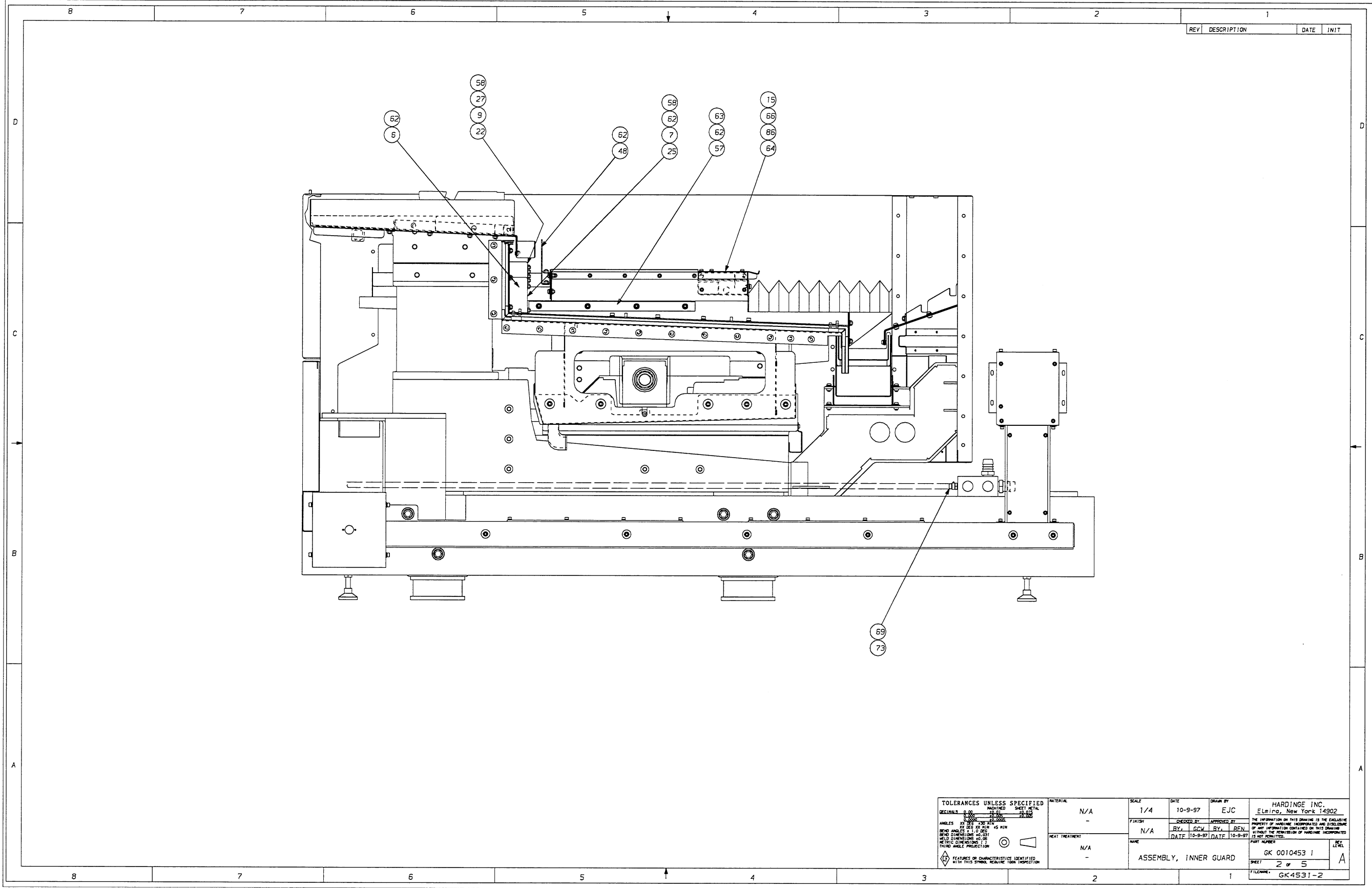
SHEET: 5 OF 5

FILENAME: GK130S-S

HARDINGE INC.
E.L.C. INC., NEW YORK 14902

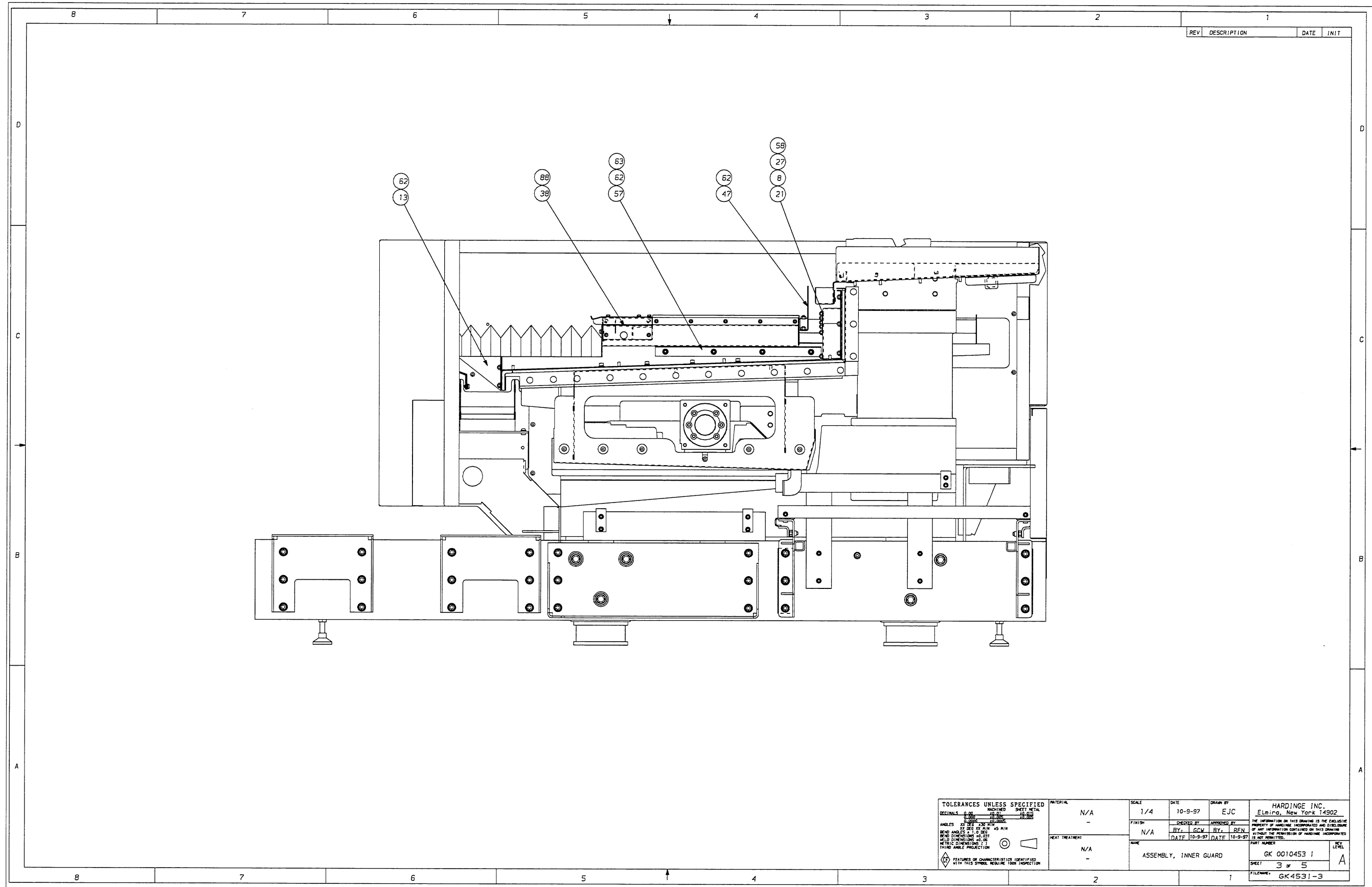
THE INFORMATION ON THIS DRAWING IS THE EXCLUSIVE PROPERTY OF HARDINGE INCORPORATED AND DISCLOSURE OF ANY INFORMATION CONTAINED ON THIS DRAWING WITHOUT THE PERMISSION OF HARDINGE INCORPORATED IS NOT PERMITTED.

COOLANT GUARD ASSEMBLY, INNER GUARD

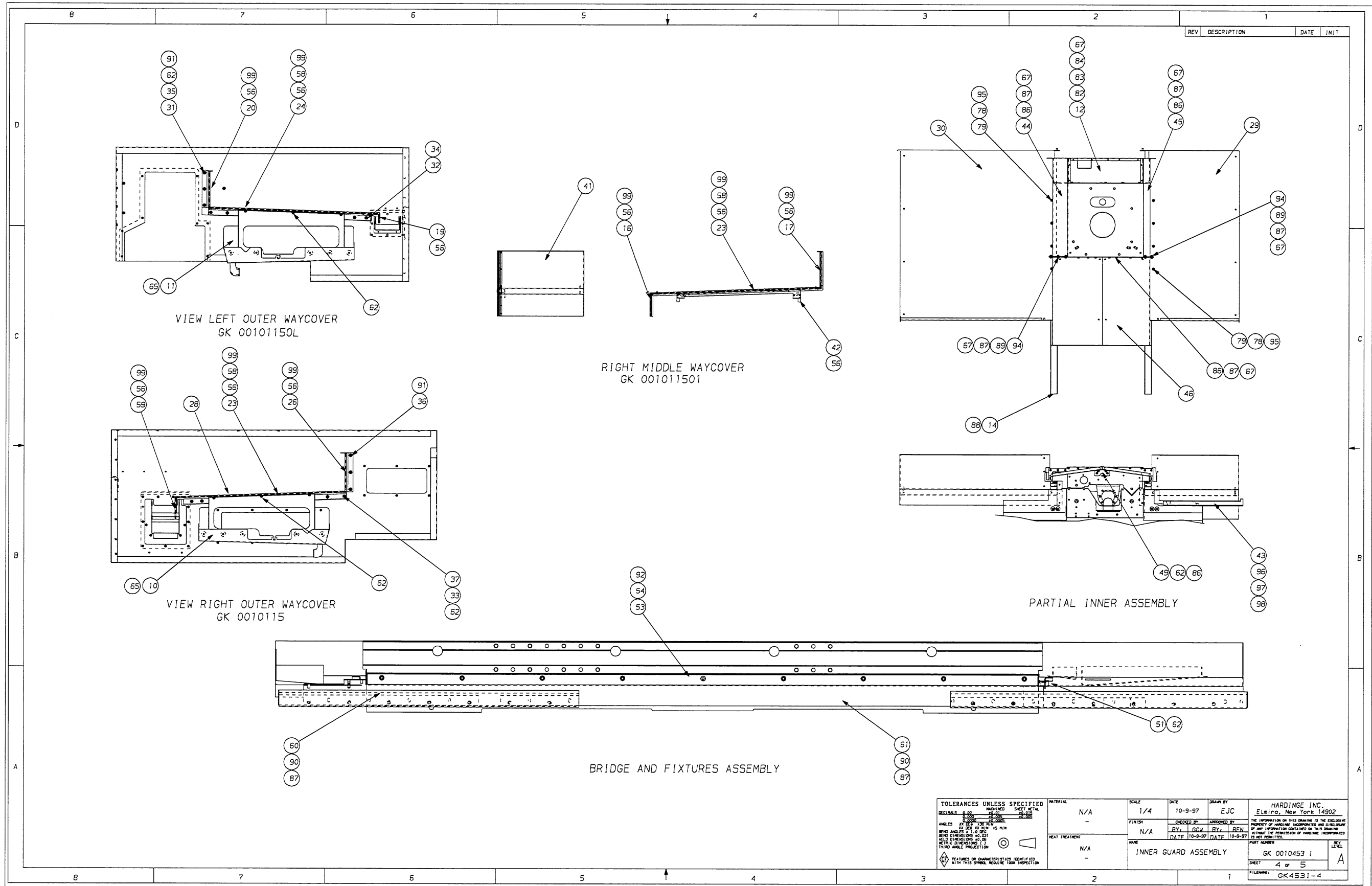


TOLERANCES UNLESS SPECIFIED DECIMALS: 0.000 0.005 0.010 0.015 0.020 0.030 0.040 0.050 0.060 0.070 0.080 0.090 0.100 0.125 0.150 0.175 0.200 0.250 0.300 0.375 0.450 0.500 0.625 0.750 0.875 1.000 ANGLES: 30° 45° 60° 90° 120° 135° 150° 180° BEND ANGLES: 1:1 2:1 3:1 4:1 5:1 6:1 8:1 10:1 BEND DIMENSIONS: AS SHOWN METRIC DIMENSIONS: IF APPLICABLE TYPING: ALL DIMENSIONS TO BE INDICATED WITH UNLESS OTHERWISE SPECIFIED		MATERIAL: N/A FINISH: N/A HEAT TREATMENT: N/A	SCALE: 1/4 DATE: 10-9-97 DRAWN BY: EJC CHECKED BY: [blank] APPROVED BY: [blank] BY: [blank] RY: [blank] DEL: [blank] DATE: 10-9-97 DATE: 10-9-97	HARDINGE, INC. ELmhurst, New York 14902 THE INFORMATION ON THIS DRAWING IS THE EXCLUSIVE PROPERTY OF HARDINGE, INCORPORATED AND IS TO BE KEPT CONFIDENTIAL. NO PART OF THIS DRAWING IS TO BE REPRODUCED OR TRANSMITTED IN ANY FORM OR BY ANY MEANS, ELECTRONIC OR MECHANICAL, WITHOUT THE PERMISSION OF HARDINGE, INCORPORATED.
NAME: ASSEMBLY, INNER GUARD PART NUMBER: GK 0010453 1 SHEET: 2 of 5 FILENAME: GK4531-2			REV. LEVEL: A	

COOLANT GUARD ASSEMBLY, INNER GUARD



COOLANT GUARD ASSEMBLY, INNER GUARD



COOLANT GUARD ASSEMBLY, INNER GUARD

										REV	DESCRIPTION	DATE	INIT			
										61	GK 001011SRT	1	TROUGH, RIGHT BRIDGE	SEE ASSY NO.	MA	D
										60	GK 001011SLT	1	TROUGH, LEFT BRIDGE	SEE ASSY NO.	MA	D
										59	GK 000199OROM	1	MOUNT, RIGHT WAYCOVER OUT	SEE ASSY NO.	MA	C
										58	GK 0008050	12	WIPER, WAYCOVER	SEE ASSY NO.	MA	N/A
										57	GK 001011SS1S	2	SHIELD, INFEED SPRAY	SEE ASSY NO.	MA	C
										56	MS 0336514	47	SCREW, PT OVAL HD	SEE ASSY NO.	MA	N/A
										55	MS 0303617SA	12	SCREW ASSEMBLY, M6 x 1.0	SEE ASSY NO.	MA	N/A
										54	MS 0303617	9	SCREW, BT HD M6 x 1.0 x 1	SEE ASSY NO.	MA	N/A
										53	GK 001011507	1	COVER, BRIDGE BACK	SEE ASSY NO.	MA	D
										52	GK 001011503	1	COVER, BRIDGE	SEE ASSY NO.	MA	D
										51	GK 001011509	1	INSERT, BRIDGE COVER	SEE ASSY NO.	MA	D
										49	GK 0001990FB	1	BRACKET, INFEED	SEE ASSY NO.	MA	C
										48	GK 0001990 DMR	1	DEFLECTOR, X-AXIS MN CVR	SEE ASSY NO.	MA	D
										47	GK 0001990DXM	1	DEFLECTOR, X-AXIS MAIN CO	SEE ASSY NO.	MA	D
										46	GK 0010115XM	1	COVER, X-AXIS MAIN	SEE ASSY NO.	MA	D
										45	GK 0010115XR	1	COVER, X-AXIS RIGHT SIDE	SEE ASSY NO.	MA	D
										44	GK 0010115XL	1	COVER, X-AXIS LEFT SIDE	SEE ASSY NO.	MA	D
										43	GK 000199005	2	SUPPORT, RIGHT WAYCOVER B	SEE ASSY NO.	MA	D
										42	GK 0001990GL	2	SUPPORT, WAYCOVER R/L	SEE ASSY NO.	MA	B
										41	GK 001011501	1	COVER, WAY - RIGHT MIDDLE	SEE ASSY NO.	MA	D
										40	GK 001023402	1	MANIFOLD, WORK HEAD	SEE ASSY NO.	MA	C
										39	GK 001023401	1	MANIFOLD, TAILSTOCK	SEE ASSY NO.	MA	C
										38	GK 000787604	1	PLUG, DRAIN	SEE ASSY NO.	MA	A
										37	GK 00019905R0	1	BRACE, RIGHT WAYCOVER OUT	SEE ASSY NO.	MA	D
										36	GK 0001990SRU	1	BRACE, WAYCOVER RIGHT OUT	SEE ASSY NO.	MA	C
										35	GK 00019905LU	1	BRACE, WAYCOVER LEFT OUTE	SEE ASSY NO.	MA	D
										34	GK 00019905LO	1	BRACE, WAYCOVER LEFT OUTE	SEE ASSY NO.	MA	D
										33	GK 0010116GRW	1	GASKET, RIGHTEND WAYCOVER	SEE ASSY NO.	MA	D
										32	GK 0010116GLW	1	GASKET, LEFT WAYCOVER	SEE ASSY NO.	MA	C
										31	GK 00101150L	1	COVER, LEFT OUTER WAY	SEE ASSY NO.	MA	D
										30	GK 00101151L	1	COVER, LEFT INNER WAY	SEE ASSY NO.	MA	D
										29	GK 001011502	1	COVER, WAY RIGHT INNER	SEE ASSY NO.	MA	D
										28	GK 0010115	1	COVER, WAY RIGHT OUTER	SEE ASSY NO.	MA	D
										27	MS 0326508	32	SCREW, PT - FLAT HEAD	SEE ASSY NO.	MA	N/A
										26	GK 0001990MRU	1	MOUNT, RIGHT WAYCOVER UPP	SEE ASSY NO.	MA	C
										25	GK 0001990VWSM	4	MOUNT, SPLASH WIPER VERTI	SEE ASSY NO.	MA	C
										24	GK 0001990MLI	1	MOUNT, LEFT WAYCOVER INNE	SEE ASSY NO.	MA	C
										23	GK 0001990MRI	2	MOUNT, RIGHT WAYCOVER INN	SEE ASSY NO.	MA	D
										22	GK 0001990RWSM	2	MOUNT, WIPER RIGHT SPLASH	SEE ASSY NO.	MA	C
										21	GK 0001990LWSM	2	MOUNT, WIPER LEFT SPLASH	SEE ASSY NO.	MA	C
										20	GK 0001990MLU	1	MOUNT, LEFT WAYCOVER UPPE	SEE ASSY NO.	MA	C
										19	GK 0001990MLL	1	MOUNT, LEFT WAYCOVER LOWE	SEE ASSY NO.	MA	C
										17	GK 0001990MMU	1	MOUNT, RT. MID. WAYCOVER	SEE ASSY NO.	MA	C
										16	GK 0001990RML	1	MOUNT, RT. MID. WAYCOVER	SEE ASSY NO.	MA	C
										15	GK 0001990GCB	1	GASKET, CABLE BOX TOP	SEE ASSY NO.	MA	D
										14	GK 0001990TBR	2	TAB, REAR WAYCOVER	SEE ASSY NO.	MA	B
										13	GK 0001990BXB	1	BRACKET, X-AXIS BELLOWS	SEE ASSY NO.	MA	D
										12	GK 0001990CB	1	BOX, CABLE (X-AXIS)	SEE ASSY NO.	MA	D
										11	GK 0003315RT3	1	TANK, LEFT SUPPORT	SEE ASSY NO.	ME	D
										10	GK 000331501	1	TANK, RIGHT SUPPORT	SEE ASSY NO.	ME	D
										9	GK 0001990RWM	1	MOUNT, WIPER RIGHT	SEE ASSY NO.	MA	C
										8	GK 0001990LWM	1	MOUNT, WIPER LEFT	SEE ASSY NO.	MA	C
										7	GK 0001990VWM	2	MOUNT, VERTICAL WIPER R/L	SEE ASSY NO.	MA	C
										6	GK 0010115X	1	COVER, X-AXIS SPLASH	SEE ASSY NO.	MA	D
										5	GK 0010115XB	1	BELLOWS, X-AXIS	SEE ASSY NO.	MA	D
										4	GK 0001990DRW	1	DEFLECTOR, RIGHT WAYCOVER	SEE ASSY NO.	MA	D
										3	GK 0001990DLW	1	DEFLECTOR, LEFT WAYCOVER	SEE ASSY NO.	MA	D
ITEM	PART NUMBER	QTY	DESCRIPTION	ASSEMBLY	LINK	DWG. SZ.	ITEM	PART NUMBER	QTY	DESCRIPTION	ASSEMBLY	LINK	DWG. SZ.			
100	MS 0303616	12	SCREW, BT HD M6 x 1.0 x 1	SEE ASSY NO.	MA	N/A	39	GK 001023401	1	MANIFOLD, TAILSTOCK	SEE ASSY NO.	MA	C			
99	SB 00108845	0.08	LOCTITE	SEE ASSY NO.	MA	N/A	38	GK 000787604	1	PLUG, DRAIN	SEE ASSY NO.	MA	A			
98	MW 0193810	4	WASHER, LOCK DIN-7980 M8	SEE ASSY NO.	MA	N/A	37	GK 00019905R0	1	BRACE, RIGHT WAYCOVER OUT	SEE ASSY NO.	MA	D			
97	MW 0103810	4	WASHER, FLAT M8 x 1.25 ST	SEE ASSY NO.	MA	N/A	36	GK 0001990SRU	1	BRACE, WAYCOVER RIGHT OUT	SEE ASSY NO.	MA	C			
96	MS 0103818	4	SCREW, SOC HD CAP M8 x 1.	SEE ASSY NO.	MA	N/A	35	GK 00019905LU	1	BRACE, WAYCOVER LEFT OUTE	SEE ASSY NO.	MA	D			
95	MW 0193610	8	WASHER, LOCK DIN-7980 M6	SEE ASSY NO.	MA	N/A	34	GK 00019905LO	1	BRACE, WAYCOVER LEFT OUTE	SEE ASSY NO.	MA	D			
94	MS 0303516	10	SCREW, BUT. HD. M5 x .8 x	SEE ASSY NO.	MA	N/A	33	GK 0010116GRW	1	GASKET, RIGHTEND WAYCOVER	SEE ASSY NO.	MA	D			
93	MW 0103410	8	WASHER, FLAT M4 x .7 STEE	SEE ASSY NO.	MA	N/A	32	GK 0010116GLW	1	GASKET, LEFT WAYCOVER	SEE ASSY NO.	MA	C			
92	HL 0000505	21	WASHER	SEE ASSY NO.	MA	N/A	31	GK 00101150L	1	COVER, LEFT OUTER WAY	SEE ASSY NO.	MA	D			
91	GK 00002215PW	28	SPACER, L/R WAYCOVER	SEE ASSY NO.	ME	B	30	GK 00101151L	1	COVER, LEFT INNER WAY	SEE ASSY NO.	MA	D			
90	MS 0103515	14	SCREW, BT HD M5 x .8 x 10	SEE ASSY NO.	MA	N/A	29	GK 001011502	1	COVER, WAY RIGHT INNER	SEE ASSY NO.	MA	D			
89	MN 0283510	10	NUT, M5 x .8 SER HEX FLNG	SEE ASSY NO.	MA	N/A	28	GK 0010115	1	COVER, WAY RIGHT OUTER	SEE ASSY NO.	MA	D			
88	GE 0010884	.02	SEALANT	SEE ASSY NO.	MA	N/A	27	MS 0326508	32	SCREW, PT - FLAT HEAD	SEE ASSY NO.	MA	N/A			
87	MW 0263510	39	WASHER, M5 x .8 STEEL	SEE ASSY NO.	MA	N/A	26	GK 0001990MRU	1	MOUNT, RIGHT WAYCOVER UPP	SEE ASSY NO.	MA	C			
86	MS 0303617	26	SCREW, BT. HD. M6 x 1.0 x	SEE ASSY NO.	MA	N/A	25	GK 0001990VWSM	4	MOUNT, SPLASH WIPER VERTI	SEE ASSY NO.	MA	C			
85	MW 0183610	20	M6 REG LOCKWASHER	SEE ASSY NO.	MA	N/A	24	GK 0001990MLI	1	MOUNT, LEFT WAYCOVER INNE	SEE ASSY NO.	MA	C			
84	MW 193510	8	WASHER, LOCK DIN-7980 M5	SEE ASSY NO.	MA	N/A	23	GK 0001990MRI	2	MOUNT, RIGHT WAYCOVER INN	SEE ASSY NO.	MA	D			
83	MW 0103510	8	WASHER, FLAT M5 x .8 STEEL	SEE ASSY NO.	MA	N/A	22	GK 0001990RWSM	2	MOUNT, WIPER RIGHT SPLASH	SEE ASSY NO.	MA	C			
82	MS 0103516	8	SCREW, SOC HD CAP M5 x .8	SEE ASSY NO.	MA	N/A	21	GK 0001990LWSM	2	MOUNT, WIPER LEFT SPLASH	SEE ASSY NO.	MA	C			
79	MS 0103617	8	SCREW, SOC HD CAP M6 x 1.	SEE ASSY NO.	MA	N/A	20	GK 0001990MLU	1	MOUNT, LEFT WAYCOVER UPPE	SEE ASSY NO.	MA	C			
78	MN 0113610	16	NUT, HEX	SEE ASSY NO.	MA	N/A	19	GK 0001990MLL	1	MOUNT, LEFT WAYCOVER LOWE	SEE ASSY NO.	MA	C			
77	MS 0103418	8	SCREW, SOC HD CAP M4 x .7	SEE ASSY NO.	MA	N/A	17	GK 0001990MMU	1	MOUNT, RT. MID. WAYCOVER	SEE ASSY NO.	MA	C			
76	GK 00019905WC	4	SPACER, WAYCOVER	SEE ASSY NO.	MA	B	16	GK 0001990RML	1	MOUNT, RT. MID. WAYCOVER	SEE ASSY NO.	MA	C			
75	GK 0001990BWS	4	BRACKET, WAYCOVER SPACER	SEE ASSY NO.	MA	C	15	GK 0001990GCB	1	GASKET, CABLE BOX TOP	SEE ASSY NO.	MA	D			
74	GK 0001914 1	7	PLUG, SQ. HD BRASS 1/4"NPT	SEE ASSY NO.	MA	N/A	14	GK 0001990TBR	2	TAB, REAR WAYCOVER	SEE ASSY NO.	MA	B			
73	GK 000596601	2	CLAMP, HOSE	SEE ASSY NO.	MA	N/A	13	GK 0001990BXB	1	BRACKET, X-AXIS BELLOWS	SEE ASSY NO.	MA	D			
72	GK 0001990DXMS	1	DEFLECTOR, X-AXIS, LEFT	SEE ASSY NO.	MA	D	12	GK 0001990CB	1	BOX, CABLE (X-AXIS)	SEE ASSY NO.	MA	D			
71	GK 0001990DMRS	1	DEFLECTOR, X-AXIS, RIGHT	SEE ASSY NO.	MA	D	11	GK 0003315RT3	1	TANK, LEFT SUPPORT	SEE ASSY NO.	ME	D			
70	GK 0011499	2	GUIDE, BELLOWS	SEE ASSY NO.	MA	N/A	10	GK 000331501	1	TANK, RIGHT SUPPORT	SEE ASSY NO.	ME	D			
69	GK 0006965	6	1/2" ID COOLANT HOSE	SEE ASSY NO.	MA	N/A	9	GK 0001990RWM	1	MOUNT, WIPER RIGHT	SEE ASSY NO.	MA	C			
67	GK 0010884	0.06	PERMATAX, ULTRA BLUE	SEE ASSY NO.	MA	N/A	8	GK 0001990LWM	1	MOUNT, WIPER LEFT	SEE ASSY NO.	MA	C			
66	VL 0004869	9	WASHER, PARKER STAT-O-SEA	SEE ASSY NO.	MA	N/A	7	GK 0001990VWM	2	MOUNT, VERTICAL WIPER R/L	SEE ASSY NO.	MA	C			
65	HG 0010331	10	PLUG, HOLE	SEE ASSY NO.	MA	N/A	6	GK 0010115X	1	COVER, X-AXIS SPLASH	SEE ASSY NO.	MA	D			
64	GK 0001990CBC	1	COVER, CABLE BOX (X-AXIS)	SEE ASSY NO.	MA	D	5	GK 0010115XB	1	BELLOWS, X-AXIS	SEE ASSY NO.	MA	D			
63	MS 0303514	10	SCREW, BT HD M5 x .8 x 8m	SEE ASSY NO.	MA	N/A	4	GK 0001990DRW	1	DEFLECTOR, RIGHT WAYCOVER	SEE ASSY NO.	MA	D			
62	MN 0283610	80	NUT, M6 x 1.0, SER HEX FL	SEE ASSY NO.	MA	N/A	3	GK 0001990DLW	1	DEFLECTOR, LEFT WAYCOVER	SEE ASSY NO.	MA	D			

NOT SHOWN

71
72

TOLERANCES UNLESS SPECIFIED
MACHINING SHEET METAL
DECIMALS 0.00 0.01 0.02 0.03 0.04 0.05 0.06 0.07 0.08 0.09 0.10 0.15 0.20 0.25 0.30 0.40 0.50 0.60 0.70 0.80 0.90 1.00 1.50 2.00 3.00 4.00 5.00 6.00 8.00 10.00 15.00 20.00 30.00 40.00 50.00 60.00 80.00 100.00

ANGLES 22.5° 30° 45° 60° 90° 120° 135° 150° 180°
RND ANGLES 0.10 0.20 0.30 0.40 0.50 0.60 0.70 0.80 0.90 1.00 1.50 2.00 3.00 4.00 5.00 6.00 8.00 10.00 15.00 20.00 30.00 40.00 50.00 60.00 80.00 100.00
METRIC DIMENSIONS IN 25
THIRD ANGLE PROJECTION

HEAT TREATMENT

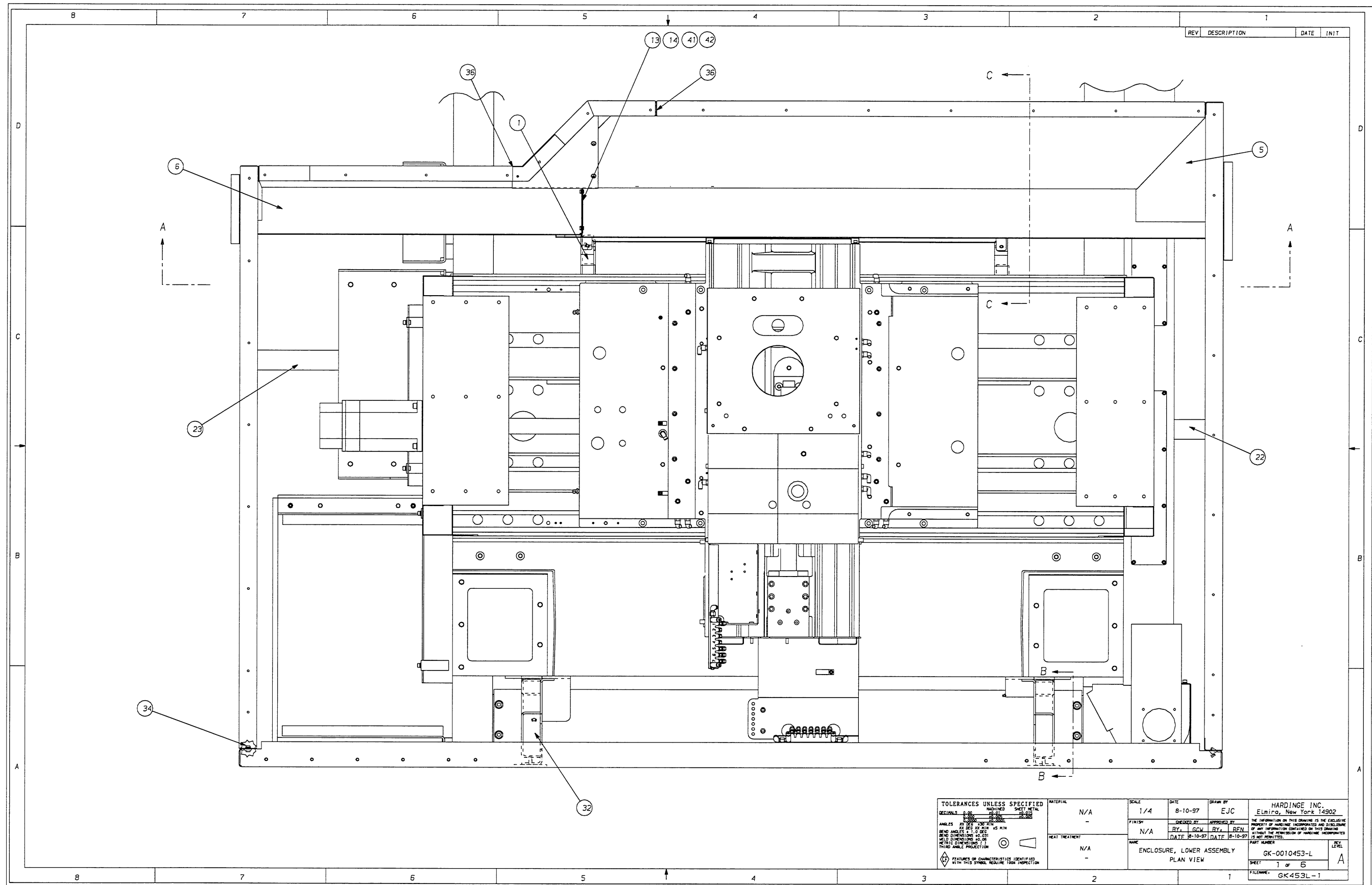
SCALE FULL DATE 10-9-97 DRAWN BY EJC
FINISH BY DATE 10-9-97 CHECKED BY DATE 10-9-97 APPROVED BY DATE 10-9-97

HARDINGE INC.
ELMIRA, NEW YORK 14902

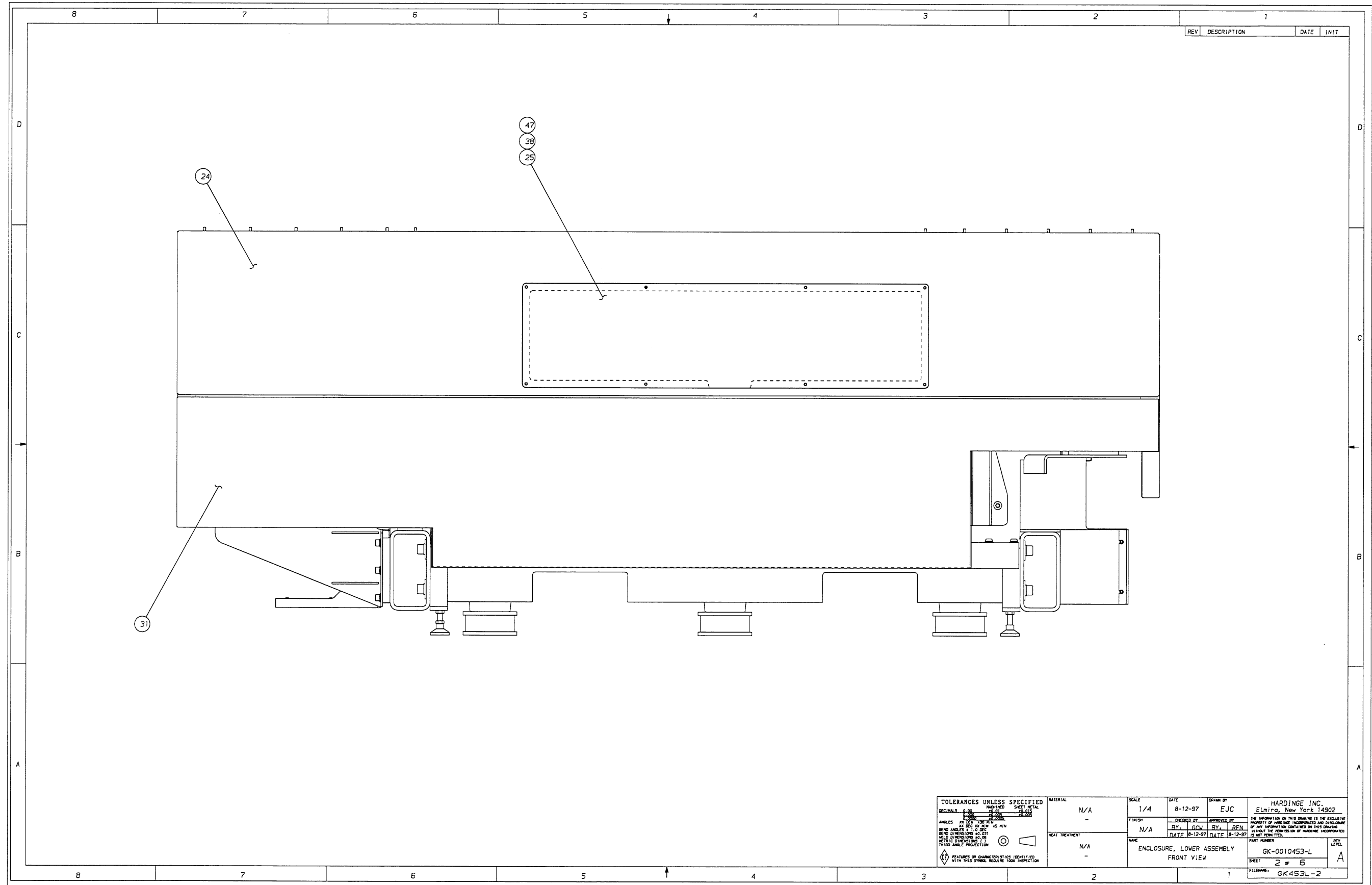
THE INFORMATION ON THIS DRAWING IS THE EXCLUSIVE PROPERTY OF HARDINGE INCORPORATED AND DISCLOSURE OF ANY INFORMATION CONTAINED ON THIS DRAWING WITHOUT THE PERMISSION OF HARDINGE INCORPORATED IS NOT PERMITTED.

INNER GUARD ASSEMBLY
GK 0010453 1
SHEET 5 of 5
FILENAME: GK4531-5

COOLANT GUARD ASSEMBLY, LOWER ENCLOSURE

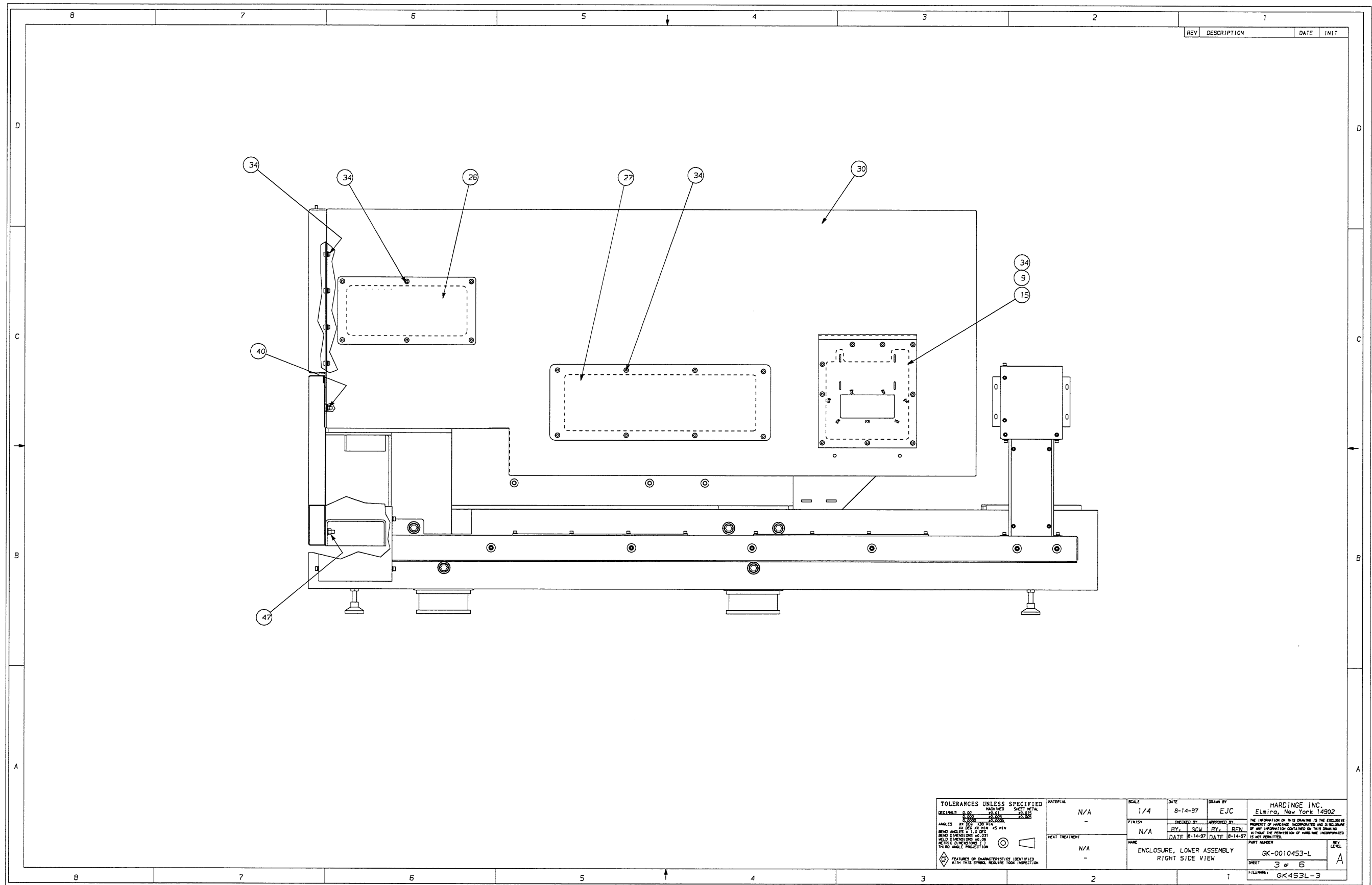


COOLANT GUARD ASSEMBLY, LOWER ENCLOSURE

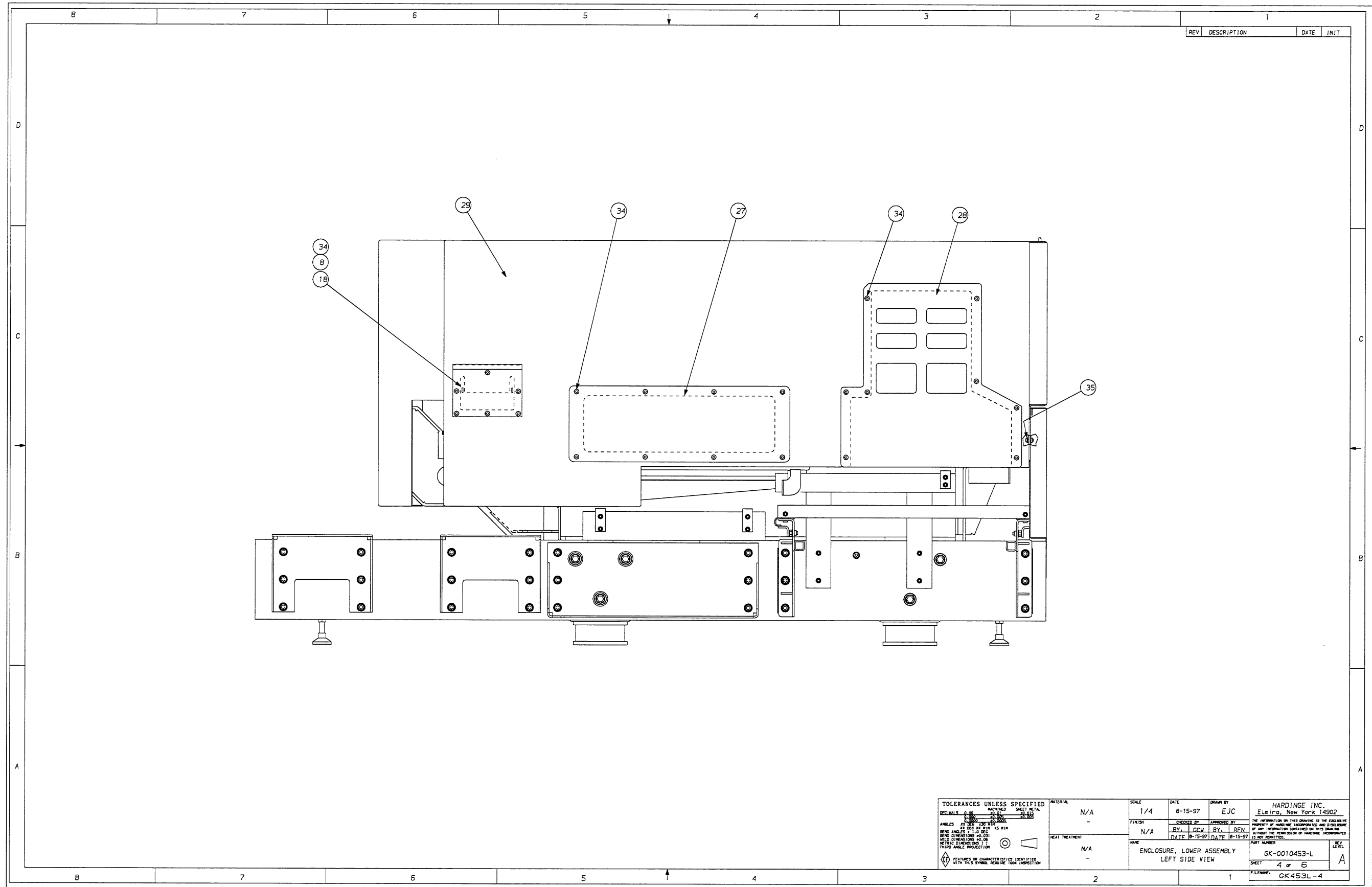


<p>TOLERANCES UNLESS SPECIFIED</p> <p>DECIMALS: 0.00 MACHINED SHEET METAL</p> <p>FRACTIONS: 1/32, 1/16, 3/32, 1/8, 3/16, 1/4</p> <p>ANGLES: 30, 45, 60, 90, 120, 150, 180</p> <p>BEND ANGLES: 1.0, 0.5, 0.25</p> <p>SPRUE DIMENSIONS: AS SHOWN</p> <p>METRIC DIMENSIONS: 1:1</p> <p>THIRD ANGLE PROJECTION</p>		<p>MATERIAL: N/A</p> <p>FINISH: N/A</p> <p>HEAT TREATMENT: N/A</p>	<p>SCALE: 1/4</p> <p>DATE: 8-12-97</p> <p>DESIGNED BY: EJC</p> <p>APPROVED BY: BEN</p> <p>DATE: 8-12-97</p>	<p>HARDINGE INC. Elmira, New York 14902</p> <p>PROPERTY OF HARDINGE INCORPORATED AND DISCLOSED WITHOUT THE PERMISSION OF HARDINGE INCORPORATED IS NOT PERMITTED.</p>
<p>ENCLOSURE, LOWER ASSEMBLY</p> <p>FRONT VIEW</p>		<p>PART NUMBER: GK-0010453-L</p> <p>SHEET: 2 of 6</p> <p>FILENAME: GK453L-2</p>	<p>REV. LEVEL: A</p>	

COOLANT GUARD ASSEMBLY, LOWER ENCLOSURE

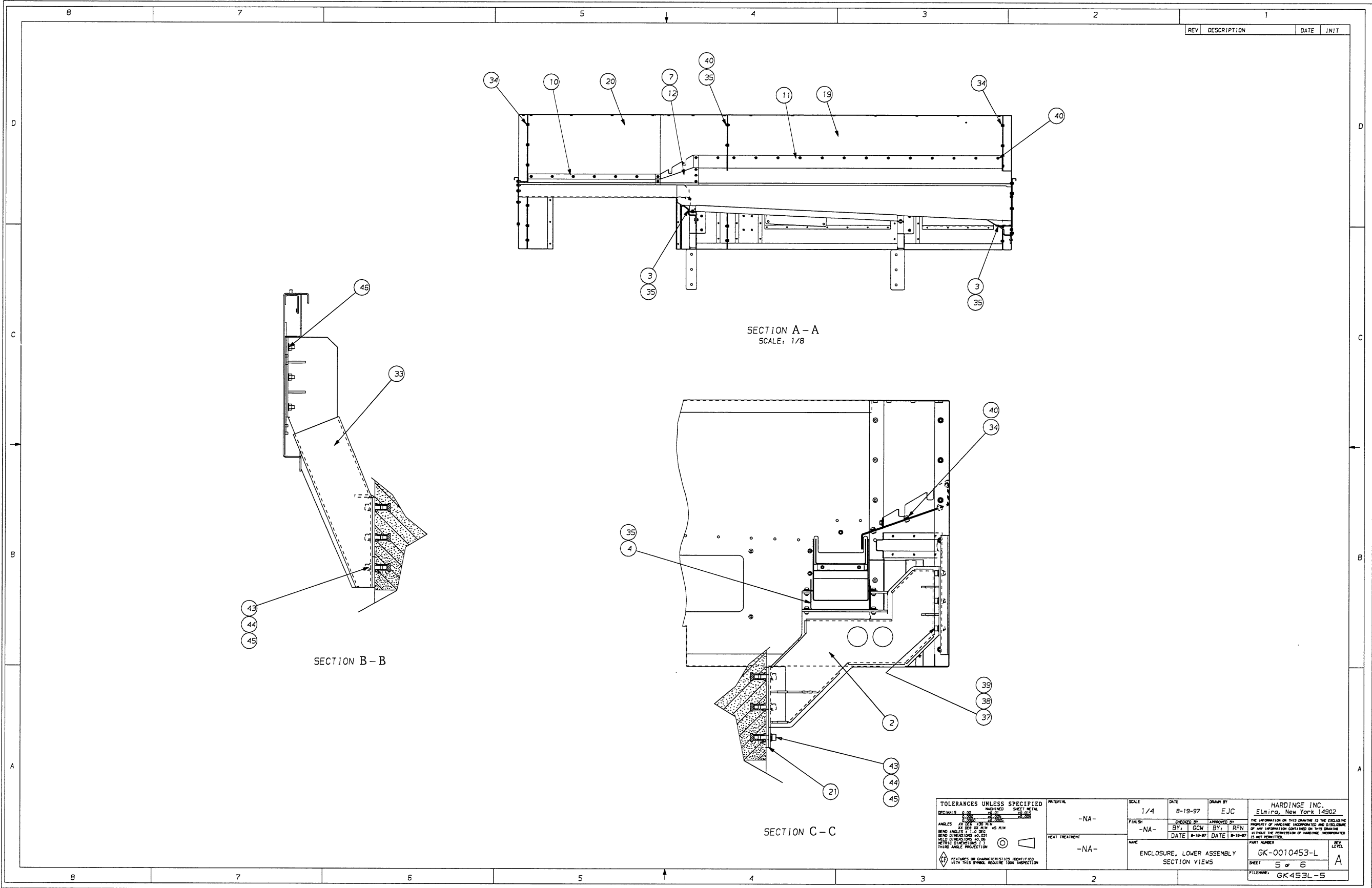


COOLANT GUARD ASSEMBLY, LOWER ENCLOSURE



TOLERANCES UNLESS SPECIFIED		MATERIAL	SCALE	DATE	DRAWN BY	HARDINGE INC.	
DECIMALS	± .05	N/A	1/4	8-15-97	EJC	ELmings, New York 14902	
ANGLES	± .001					THE INFORMATION ON THIS DRAWING IS THE SOLE PROPERTY OF HARDINGE INCORPORATED AND IS UNCLASSIFIED AND INFORMATION CONTAINED ON THIS DRAWING IS NOT TO BE RELEASED WITHOUT THE PERMISSION OF HARDINGE INCORPORATED.	
FINISH	N/A					PART NUMBER	
BY	JSCM	HEAT TREATMENT				GK-0010453-L	
DATE	8-15-97					SHEET	
						4 of 6	
						FILENAME: GK453L-4	

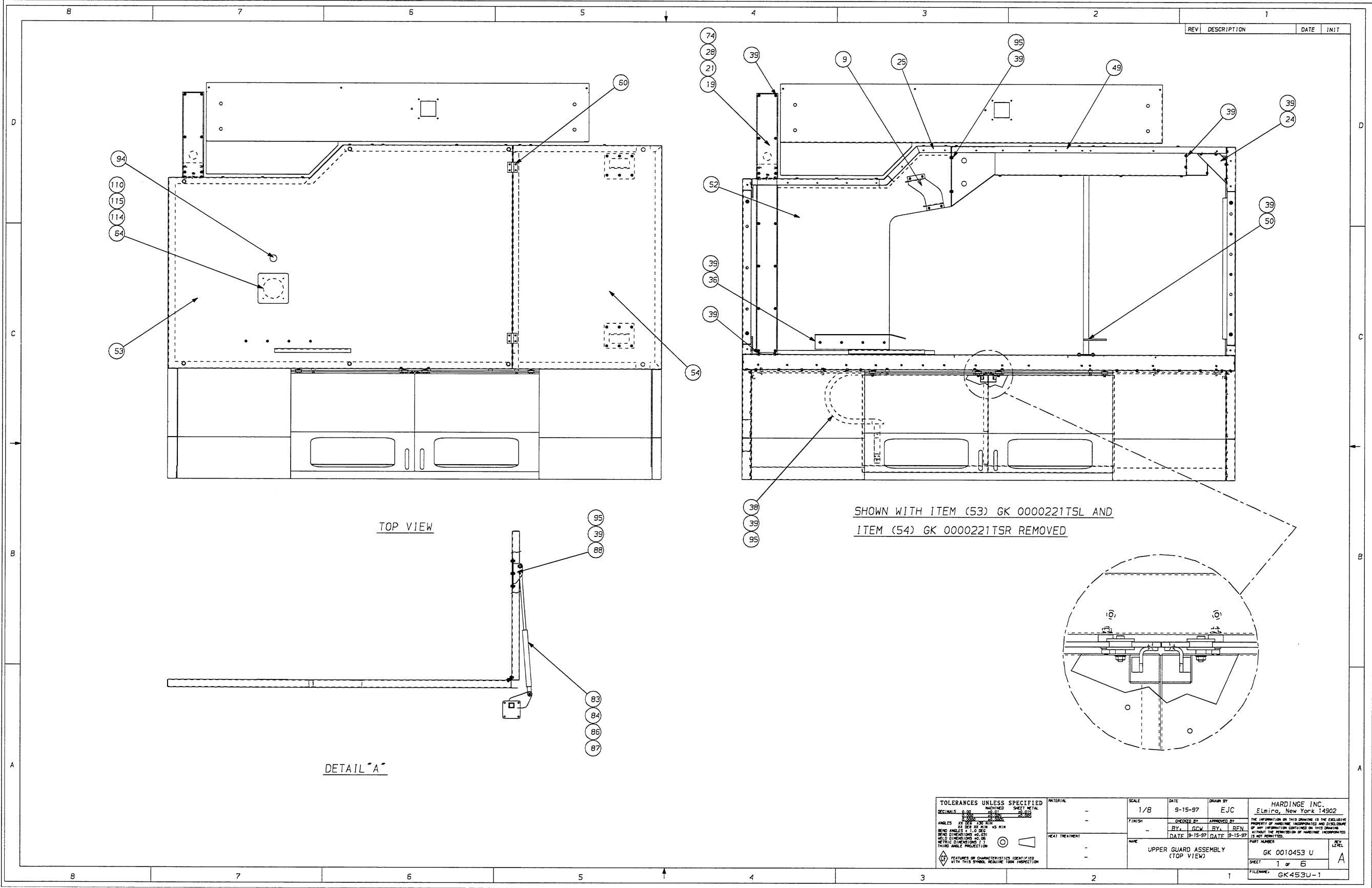
COOLANT GUARD ASSEMBLY, LOWER ENCLOSURE



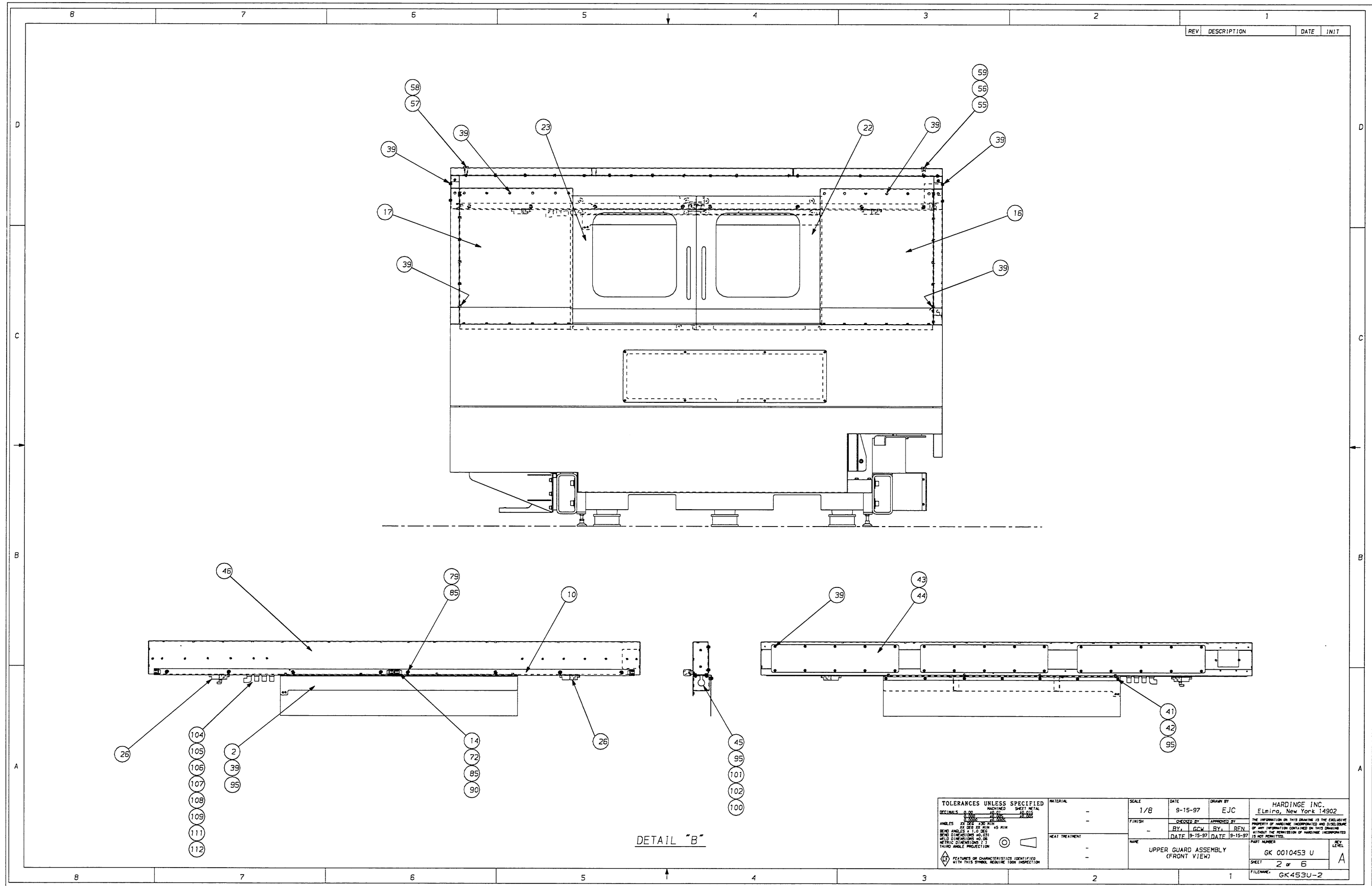
COOLANT GUARD ASSEMBLY, LOWER ENCLOSURE

REV	DESCRIPTION	DATE	INIT			
47	MW 0193510	13	WASHER, LOCK DIN-7980 M5	SEE ASSY NO.	MA	N/A
46	MN 0283810	6	NUT, M8 x 1.25 SER. HEX F	SEE ASSY NO.	MA	N/A
45	MW 0184010	12	WASHER, LOCK M10 x 1.5 ST	SEE ASSY NO.	MA	N/A
44	MW 0104010	12	WASHER, FLAT M10 x 1.5 ST	SEE ASSY NO.	MA	N/A
43	MS 0104024	12	M10 x 50mm SHCS	SEE ASSY NO.	MA	N/A
42	MW 0263510	2	WASHER, M5 STEEL	SEE ASSY NO.	MA	N/A
41	MS 0103515	2	SCREW, SOC. HD. CAP M5 x	SEE ASSY NO.	MA	N/A
40	MN 0283610	35	NUT, M6 x 1.0 SER. HEX FL	SEE ASSY NO.	MA	N/A
39	MW 0183810	6	WASHER, LOCK M8 STEEL	SEE ASSY NO.	MA	N/A
38	MN 0113510	14	NUT, HEX	SEE ASSY NO.	MA	N/A
37	MS 0103718	6	SCREW, SOC. HD. CAP M8 x	SEE ASSY NO.	MA	N/A
36	GK 001011610	2	GASKET, LOWER SKIRT	SEE ASSY NO.	MA	D
35	MS 0303617SA	16	SCREW ASSEMBLY, M6 x 1.0	SEE ASSY NO.	MA	N/A
34	MS 0303616SA	72	SCREW ASSEMBLY, M6 x 1.0	SEE ASSY NO.	MA	N/A
33	GK 0000221BR	1	FRONT, BRACKET RIGHT	SEE ASSY NO.	MA	D
32	GK 0000221BL	1	FRONT, BRACKET LEFT	SEE ASSY NO.	MA	D
31	GK 0000221B5BM	1	FRONT, SKIRT BOTTOM	SEE ASSY NO.	MA	D
30	GK 0000221LR5	1	RIGHT, SKIRT LOWER	SEE ASSY NO.	MA	D
29	GK 0000221L5	1	SKIRT, LOWER LEFT	SEE ASSY NO.	MA	D
28	GK 0010115 H	1	COVER, HYDRAULIC	SEE ASSY NO.	MA	D
27	GK 0010115LL	2	COVER, LOWER LEFT	SEE ASSY NO.	MA	C
26	GK 0010115RS	1	COVER, RIGHT SMALL	SEE ASSY NO.	MA	C
25	GK 0000221CS	1	COVER, SKIRT	SEE ASSY NO.	MA	B
24	GK 0000221SK	1	FRONT, SKIRT LOWER	SEE ASSY NO.	MA	D
23	GK 001011509	1	BRACE, LEFT SIDE PANEL	SEE ASSY NO.	MA	D
22	GK 001011518	1	BRACE, RIGHT SIDE PANEL	SEE ASSY NO.	MA	D
21	GK 0000221SPRS	2	SPACER, REAR SKIRT MTG.	SEE ASSY NO.	MA	B
20	GK 0000221SKLR	1	SKIRT, LEFT REAR ASSY	SEE ASSY NO.	MA	D
19	GK 0000221SKRR	1	SKIRT, RIGHT REAR ASSY	SEE ASSY NO.	MA	D
18	GK 000331507	1	TROUGH, LEFT SIDE	SEE ASSY NO.	MA	D
15	GK 000331504	1	TROUGH, RIGHT SIDE	SEE ASSY NO.	MA	D
14	GK 000331511	1	WIPER CLAMP, LEFT TROUGH	SEE ASSY NO.	MA	A
13	GK 000331512	1	WIPER, LEFT TROUGH	SEE ASSY NO.	MA	B
12	GK 0010115DECE	1	DEFLECTOR, REAR CENTER	SEE ASSY NO.	MA	D
11	GK 0010115DERR	1	DEFLECTOR, RIGHT REAR	SEE ASSY NO.	MA	D
10	GK 0010115DELR	1	DEFLECTOR, LEFT REAR	SEE ASSY NO.	MA	D
9	GK 001011606	1	GASKET, RIGHT TROUGH	SEE ASSY NO.	MA	C
8	GK 001011605	1	GASKET, LEFT TROUGH	SEE ASSY NO.	MA	B
7	GK 001011513	1	RETAINER, DEFLECTOR REAR	SEE ASSY NO.	MA	C
6	GK 0010115DELS	1	DEFLECTOR, LEFT SIDE	SEE ASSY NO.	MA	C
5	GK 0010115DERS	1	DEFLECTOR, RIGHT SIDE	SEE ASSY NO.	MA	D
4	GK 0000221TRSP	1	SUPPORT, TROUGH	SEE ASSY NO.	MA	D
3	GK 0000221BRTR	2	SUPPORT, TROUGH	SEE ASSY NO.	MA	C
2	GK 0000221BRRR	1	BRACKET, SKIRT RIGHT REAR	SEE ASSY NO.	MA	D
1	GK 0000221BRLR	1	BRACKET, SKIRT LEFT REAR	SEE ASSY NO.	MA	D
ITEM	PART NUMBER	QTY	DESCRIPTION	ASSEMBLY	LINK	DWG. SZ.
<p>TOLERANCES UNLESS SPECIFIED</p> <p>MACHINED SHEET METAL</p> <p>DECIMALS: 0.00 0.01 0.02 0.03 0.04 0.05 0.06 0.07 0.08 0.09 0.10 0.15 0.20 0.25 0.30 0.40 0.50 0.60 0.70 0.80 0.90 1.00 1.50 2.00 3.00 4.00 5.00</p> <p>ANGLES: 22 25 30 35 45 60 75 90 105 120 135 150 165 180</p> <p>WELD ANGLES: 1 1.5 2 2.5 3 3.5 4 4.5 5 5.5 6 6.5 7 7.5 8 8.5 9 9.5 10 10.5 11 11.5 12 12.5 13 13.5 14 14.5 15 15.5 16 16.5 17 17.5 18 18.5 19 19.5 20 20.5 21 21.5 22 22.5 23 23.5 24 24.5 25 25.5 26 26.5 27 27.5 28 28.5 29 29.5 30 30.5 31 31.5 32 32.5 33 33.5 34 34.5 35 35.5 36 36.5 37 37.5 38 38.5 39 39.5 40 40.5 41 41.5 42 42.5 43 43.5 44 44.5 45 45.5 46 46.5 47 47.5 48 48.5 49 49.5 50 50.5 51 51.5 52 52.5 53 53.5 54 54.5 55 55.5 56 56.5 57 57.5 58 58.5 59 59.5 60 60.5 61 61.5 62 62.5 63 63.5 64 64.5 65 65.5 66 66.5 67 67.5 68 68.5 69 69.5 70 70.5 71 71.5 72 72.5 73 73.5 74 74.5 75 75.5 76 76.5 77 77.5 78 78.5 79 79.5 80 80.5 81 81.5 82 82.5 83 83.5 84 84.5 85 85.5 86 86.5 87 87.5 88 88.5 89 89.5 90 90.5 91 91.5 92 92.5 93 93.5 94 94.5 95 95.5 96 96.5 97 97.5 98 98.5 99 99.5 100</p> <p>WELD DIMENSIONS: 0.00 0.01 0.02 0.03 0.04 0.05 0.06 0.07 0.08 0.09 0.10 0.15 0.20 0.25 0.30 0.40 0.50 0.60 0.70 0.80 0.90 1.00 1.50 2.00 3.00 4.00 5.00</p> <p>METRIC DIMENSIONS: 0.00 0.01 0.02 0.03 0.04 0.05 0.06 0.07 0.08 0.09 0.10 0.15 0.20 0.25 0.30 0.40 0.50 0.60 0.70 0.80 0.90 1.00 1.50 2.00 3.00 4.00 5.00</p> <p>THIRD ANGLE PROJECTION</p> <p>FEATURES OR CHARACTERISTICS IDENTIFIED WITH THIS SYMBOL, REQUIRE: 100% INSPECT</p>						
<p>SCALE: FULL</p> <p>DATE: 8-19-97</p> <p>DRAWN BY: EJC</p> <p>HARDINGE INC. Elmira, New York 14902</p> <p>FINISH: N/A</p> <p>HEAT TREATMENT: N/A</p> <p>ENCLOSURE, LOWER ASSEMBLY</p> <p>PART NUMBER: GK-0010453-L</p> <p>SHEET: 6 of 6</p> <p>FILENAME: GK453L-6</p>						

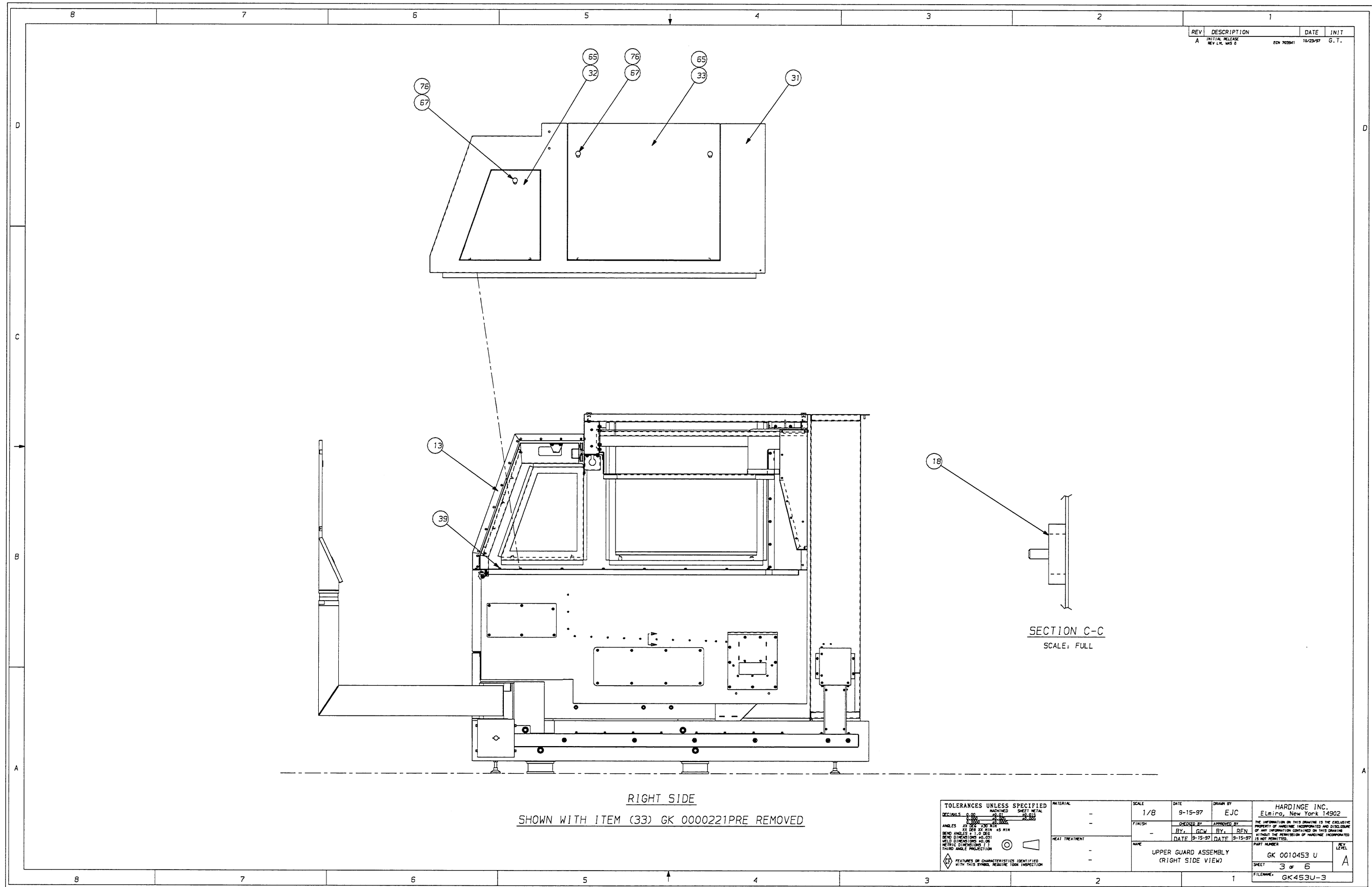
COOLANT GUARD ASSEMBLY, UPPER ENCLOSURE



COOLANT GUARD ASSEMBLY, UPPER ENCLOSURE



COOLANT GUARD ASSEMBLY, UPPER ENCLOSURE

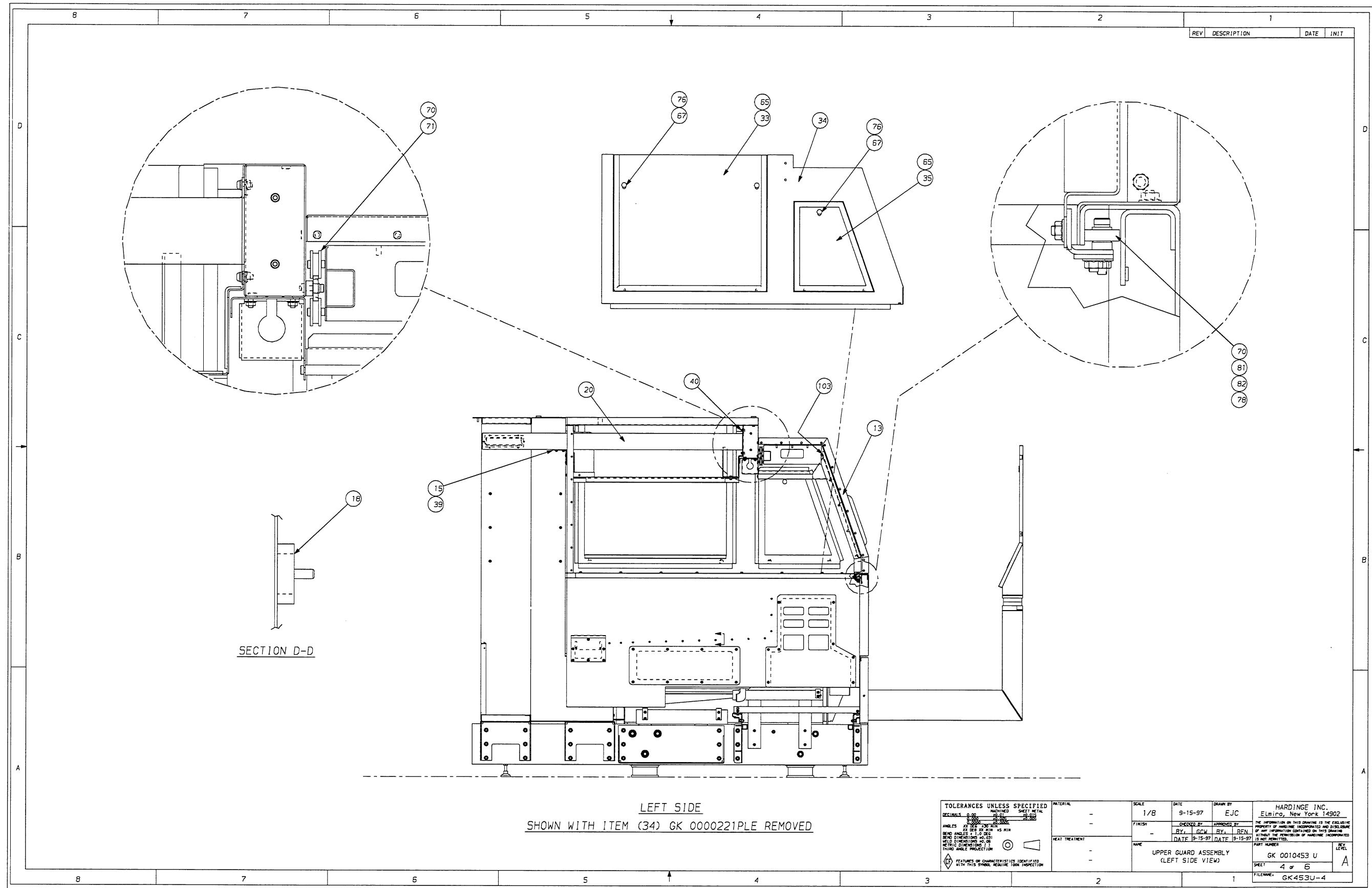


REV	DESCRIPTION	DATE	INIT
A	INITIAL RELEASE REV L.V. WAS 0	20/2/97	G.T.

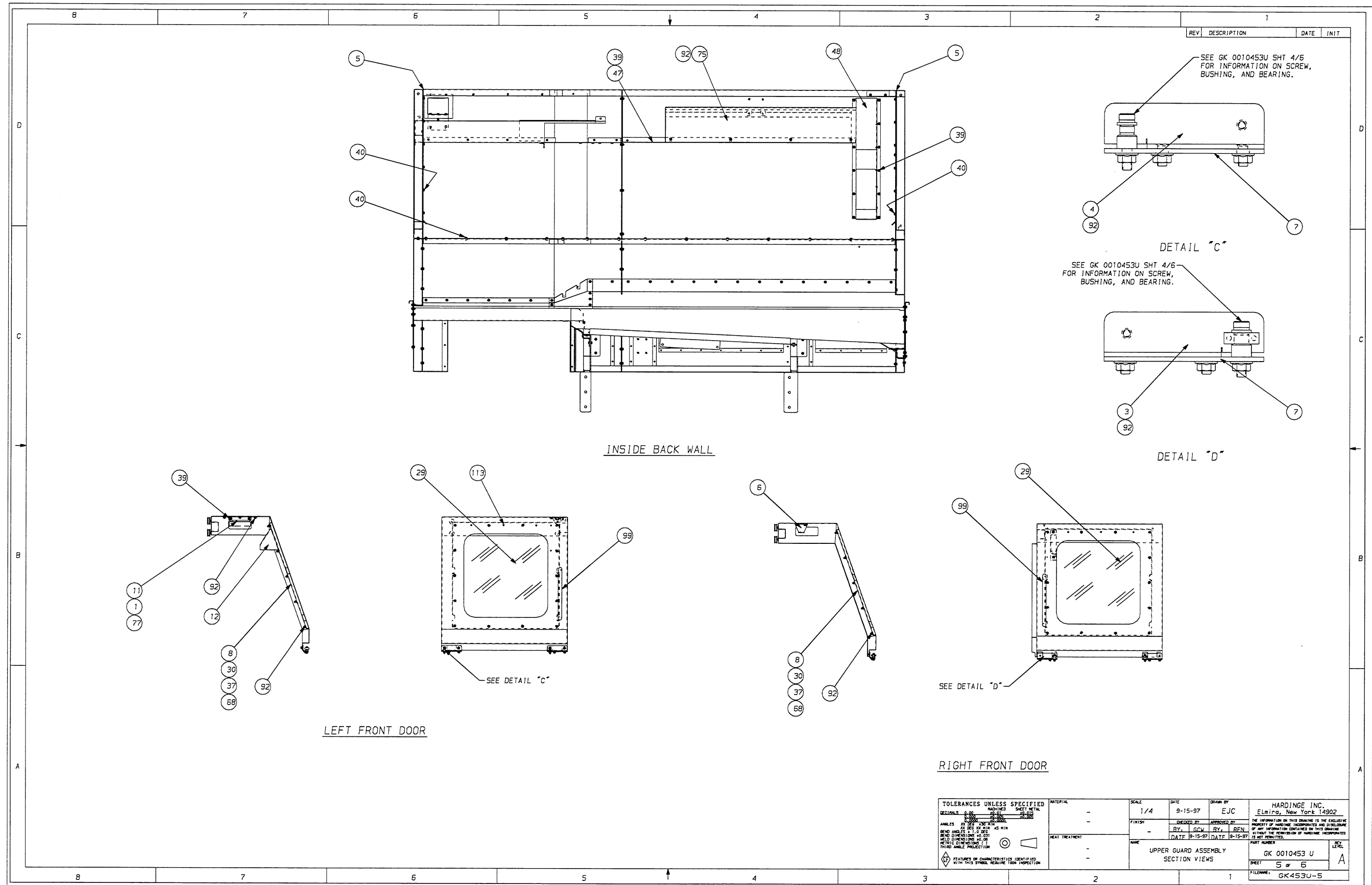
RIGHT SIDE
SHOWN WITH ITEM (33) GK 0000221PRE REMOVED

TOLERANCES UNLESS SPECIFIED		MATERIAL	SCALE	DATE	DRAWN BY	HARDINGE INC. Elmsig, New York 14902
DECIMALS	0.00	MACHINED SHEET METAL	1/8	9-15-97	EJC	
ANGLES	30, 45, 60, 90, 120, 150, 180		FINISH		DESIGNED BY	THE INFORMATION ON THIS DRAWING IS THE EXCLUSIVE PROPERTY OF HARDINGE INCORPORATED AND DISCLOSURE OF ANY INFORMATION CONTAINED ON THIS DRAWING WITHOUT THE PERMISSION OF HARDINGE INCORPORATED IS NOT PERMITTED.
					BY: GCW BY: BEN	
					DATE 9-15-97 DATE 9-15-97	PART NUMBER
						GK 0010453 U
						SHEET 3 of 6
						FILENAME: GK453U-3


COOLANT GUARD ASSEMBLY, UPPER ENCLOSURE

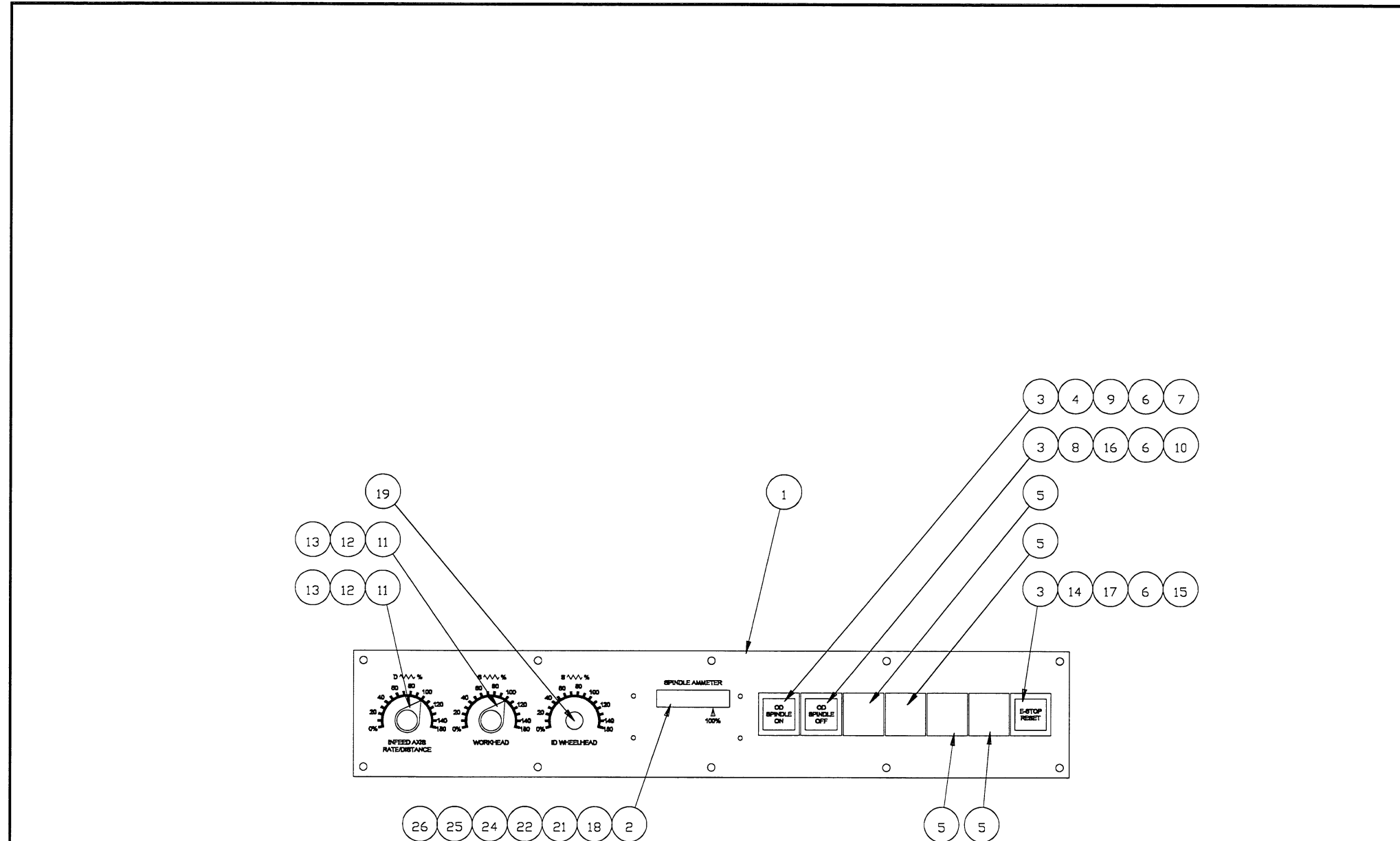


COOLANT GUARD ASSEMBLY, UPPER ENCLOSURE



COOLANT GUARD ASSEMBLY, UPPER ENCLOSURE





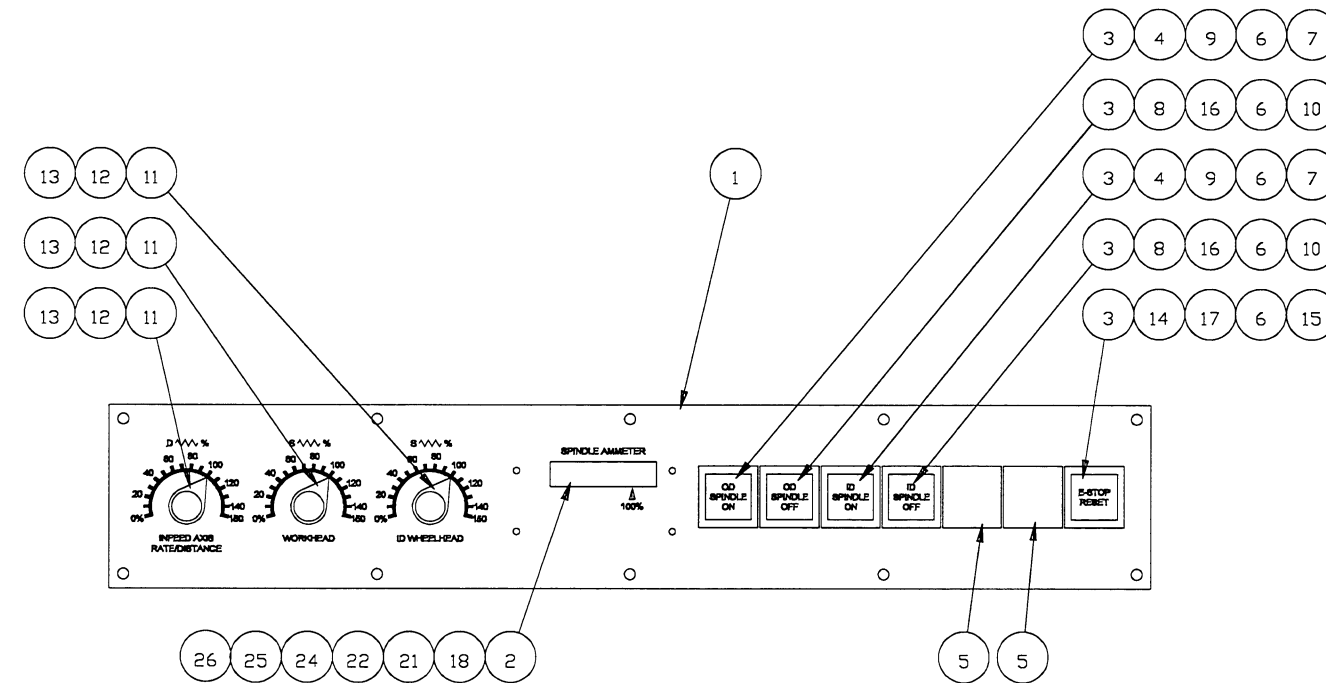
FRONT VIEW

HARDINGE INC. Elmira, New York 14903	TOLERANCE UNLESS SPECIFIED OTHERWISE ENGLISH ± .01 IN METRIC ± .25 MM	DATE 2/6/97	DRAWN BY KCD				B
	SCALE 1:2	CHECKED BY BY: LNA DATE: 2/6/97	APPROVED BY BY: JB DATE: 2/6/97	DATE 5/1/97	SEE PAGE 1 FOR REVISION HISTORY		A
	NATIONAL NA	NAME PANEL ASSY, PUSH BUTTON		DATE	CHANGE		REV
	THE INFORMATION ON THIS DRAWING IS THE EXCLUSIVE PROPERTY OF HARDINGE INC. AND DISCLOSURE OF ANY INFORMATION CONTAINED ON THIS DRAWING WITHOUT THE PERMISSION OF HARDINGE INC. IS NOT PERMITTED.				PART NUMBER GK 0011844		
				FILENAME GK 0011844-02.dwg			

**OPERATOR CONTROL PANEL
(RS Machines without I.D. Wheehead)**

ITEM	PART NUMBER	QUANTITY	DESCRIPTION	ASSEMBLY	LINK	DWG.SZ.
1	GK 000190402	1.000	PANEL, PUSHBUTTON	SEE ASSY NO.	MA	D
2	KB 0009971AM	1.000	LENS, AMP METER	SEE ASSY NO.	MA	N
3	LC 0003650GE25	3.000	SWITCH, OPERATOR, SQUARE, FL	SEE ASSY NO.	MA	N
4	LC 0003650GE01	1.000	SWITCH, CONTACT BLOCK, IND	SEE ASSY NO.	MA	N
5	LC 0003650GE15	4.000	SWITCH, PLUG, SQUARE, SMALL	SEE ASSY NO.	MA	N
6	LC 0003650GE05	3.000	SWITCH, LIGHT UNIT	SEE ASSY NO.	MA	N
7	LC 0003650GE04	1.000	SWITCH, LED, 24VDC, GREEN	SEE ASSY NO.	MA	A
8	LC 0003650GE02	1.000	SWITCH, CONTACT BLOCK, INC	SEE ASSY NO.	MA	N
9	LC 0003650GE20	1.000	SWITCH, LENS, SQUARE, GREEN	SEE ASSY NO.	MA	N
10	LC 0003650GE06	1.000	SWITCH, LED, 24VDC, RED	SEE ASSY NO.	MA	A
11	CS 0006578	2.000	KNOB	SEE ASSY NO.	MA	N
12	CN 001011697	2.000	GASKET, ROTARY SWITCH	SEE ASSY NO.	MA	A
13	CS 000283402	2.000	SWITCH, BCD ENCODER ROTARY	SEE ASSY NO.	MA	N
14	LC 0003650GE11	1.000	BLOCK, CONTACT NO/NC	SEE ASSY NO.	MA	N
15	LC 0003650GE14	1.000	SWITCH, LAMP, 24V	SEE ASSY NO.	MA	N
16	LC 0003650GE21	1.000	SWITCH, LENS, SQUARE, RED	SEE ASSY NO.	MA	N
17	LC 0003650GE19	1.000	SWITCH, LENS, SQUARE, CLEAR	SEE ASSY NO.	MA	N
18	GK 0011791AM	1.000	SPINDLE AMMETER	SEE ASSY NO.	MA	N
19	DP 0009966 B	1.000	PLUG DDT (BLACKENED)	SEE ASSY NO.	MA	N
21	MW 0103310	4.000	WASHER, FLAT REGULAR M3X.5	SEE ASSY NO.	MA	N
22	MW 0193310	4.000	WASHER, LOCK DIN-7980 M3X.5	SEE ASSY NO.	MA	N
24	AD 0003623	4.000	WASHER, NYLON	SEE ASSY NO.	MA	N
25	MN 0113310	4.000	NUT, M3 X .5	SEE ASSY NO.	MA	N
26	GK 0010568	4.000	SPACER, #4 SCREW1/4"ODX1/4"LG	SEE ASSY NO.	MA	N

HARDINGE INC.		TOLERANCE UNLESS SPECIFIED OTHERWISE		DATE	DRAWN BY				B
Elmira, New York 14903		ENGLISH = .01 IN	METRIC = .03 MM	2/6/97	KCD				A
SCALE		NA		CHECKED BY	APPROVED BY	5/1/97	SEE PAGE 1 FOR REVISION HISTORY		
MATERIAL		NA		BY: LNA	BY: JB				
NAME		NA		DATE 2/6/97	DATE 2/6/97				
THE INFORMATION ON THIS DRAWING IS THE EXCLUSIVE PROPERTY OF HARDINGE INC. AND DISCLOSURE OF ANY INFORMATION CONTAINED ON THIS DRAWING WITHOUT THE PERMISSION OF HARDINGE INC. IS NOT PERMITTED.		PANEL ASSY, PUSH BUTTON		DATE	CHANGE				
		PART NUMBER		GK 0011844		REV		B	
		FILENAME		GK 0011844-03.dwg					



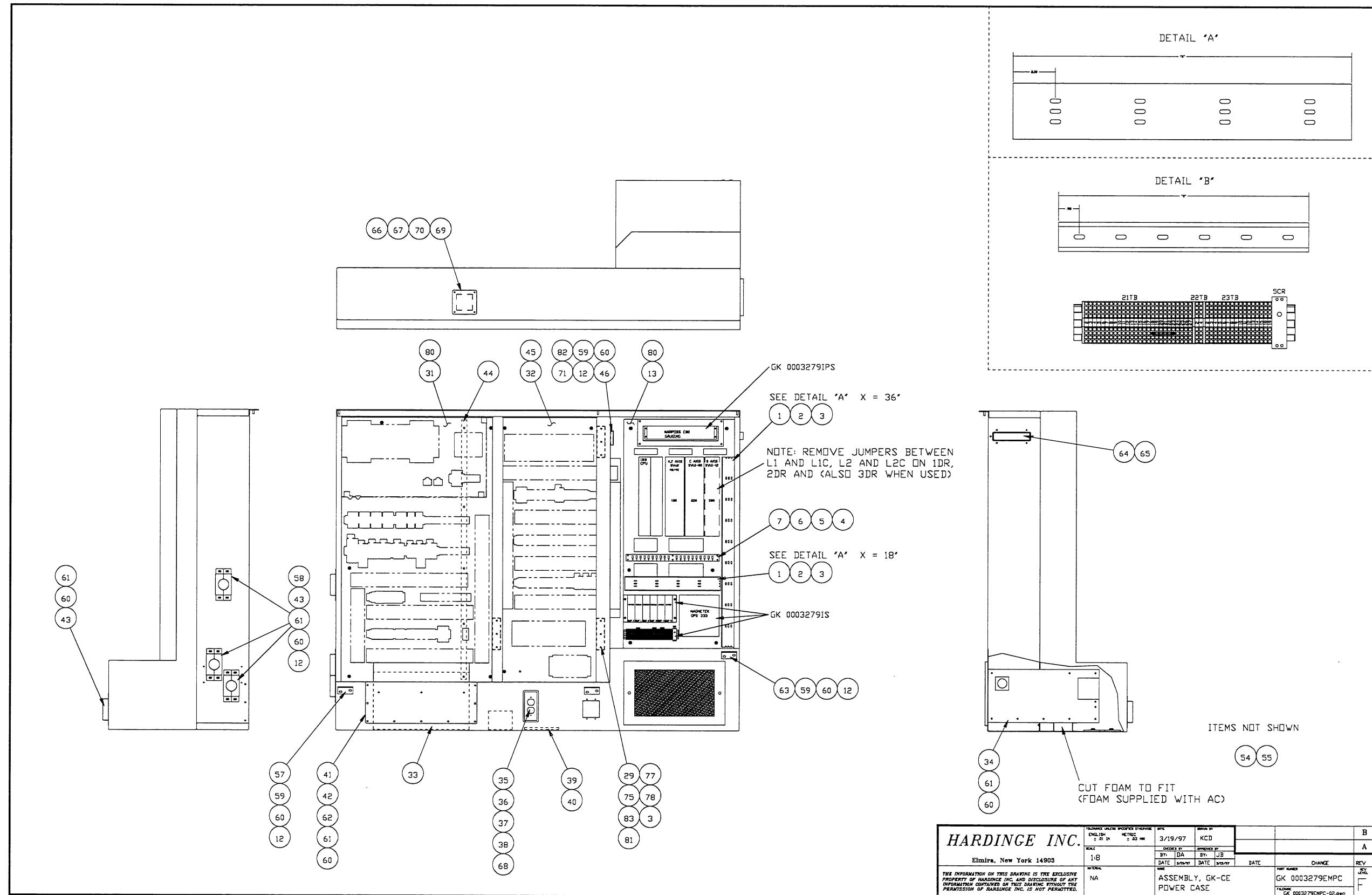
FRONT VIEW

HARDINGE INC. Elmira, New York 14903 <small>THE INFORMATION ON THIS DRAWING IS THE EXCLUSIVE PROPERTY OF HARDINGE INC. AND DISCLOSURE OF ANY INFORMATION CONTAINED ON THIS DRAWING WITHOUT THE PERMISSION OF HARDINGE INC. IS NOT PERMITTED.</small>	TOLERANCE UNLESS SPECIFIED OTHERWISE: ENGLISH = .01 IN METRIC = .03 MM	DATE: 2/6/97 DRAWN BY: KCD	DATE: 5/1/97 CHECKED BY: LNA APPROVED BY: JB	PART NUMBER: GK 00118441D FILENAME: GK 00118441D-02.dwg	B A
	SCALE: 1:2	MATERIAL: NA	NAME: PANEL ASSY, ID PUSH BUTTON	CHANGE:	REV. LEVEL: B
	SEE PAGE 1 FOR REVISION HISTORY	DATE: 2/6/97	DATE: 2/6/97	CHANGE:	REV. LEVEL: B
	SEE PAGE 1 FOR REVISION HISTORY	DATE: 2/6/97	DATE: 2/6/97	CHANGE:	REV. LEVEL: B

**OPERATOR CONTROL PANEL
(UR Machines with I.D. Wheehead)**

ITEM	PART NUMBER	QUANTITY	DESCRIPTION	ASSEMBLY	LINK	DWG.SZ.
1	GK 000190402	1.000	PANEL, PUSHBUTTON	SEE ASSY NO.	MA	D
2	KB 0009971AM	1.000	LENS, AMMETER	SEE ASSY NO.	MA	N
3	LC 0003650GE25	5.000	SWITCH, OPERATOR, SQUARE	SEE ASSY NO.	MA	N
4	LC 0003650GE01	2.000	SWITCH, CONTACT BLOCK, 1ND	SEE ASSY NO.	MA	N
5	LC 0003650GE15	2.000	SWITCH, PLUG, SQUARE, SMALL	SEE ASSY NO.	MA	N
6	LC 0003650GE05	5.000	SWITCH, LIGHT UNIT	SEE ASSY NO.	MA	N
7	LC 0003650GE04	2.000	SWITCH, LED, 24VDC, GREEN	SEE ASSY NO.	MA	A
8	LC 0003650GE02	2.000	SWITCH, CONTACT BLOCK, NC	SEE ASSY NO.	MA	N
9	LC 0003650GE20	2.000	SWITCH, LENS, SQUARE, GREEN	SEE ASSY NO.	MA	N
10	LC 0003650GE06	2.000	SWITCH, LED, 24VDC, RED	SEE ASSY NO.	MA	A
11	CS 0006578	3.000	KNOB	SEE ASSY NO.	MA	N
12	CN 001011697	3.000	GASKET, ROTARY SWITCH	SEE ASSY NO.	MA	A
13	CS 000283402	3.000	SWITCH, BCD ENCODED ROTARY	SEE ASSY NO.	MA	N
14	LC 0003650GE11	1.000	BLOCK, CONTACT NO/NC	SEE ASSY NO.	MA	N
15	LC 0003650GE14	1.000	SWITCH, LAMP, 24V	SEE ASSY NO.	MA	N
16	LC 0003650GE21	2.000	SWITCH, LENS, SQUARE, RED	SEE ASSY NO.	MA	N
17	LC 0003650GE19	1.000	SWITCH, LENS, SQUARE, CLEAR	SEE ASSY NO.	MA	N
18	GK 0011791AM	1.000	SPINDLE AMMETER	SEE ASSY NO.	MA	N
21	MW 0103310	4.000	WASHER	SEE ASSY NO.	MA	N
22	MW 0193310	4.000	LOCKWASHER	SEE ASSY NO.	MA	N
24	AD 0003623	4.000	WASHER, NYLON	SEE ASSY NO.	MA	N
25	MN 0113310	4.000	NUT, M3 - 0.5	SEE ASSY NO.	MA	N
26	GK 0010568	4.000	SPACER, #4 SCREW1/4"ODX1/4".G	SEE ASSY NO.	MA	N

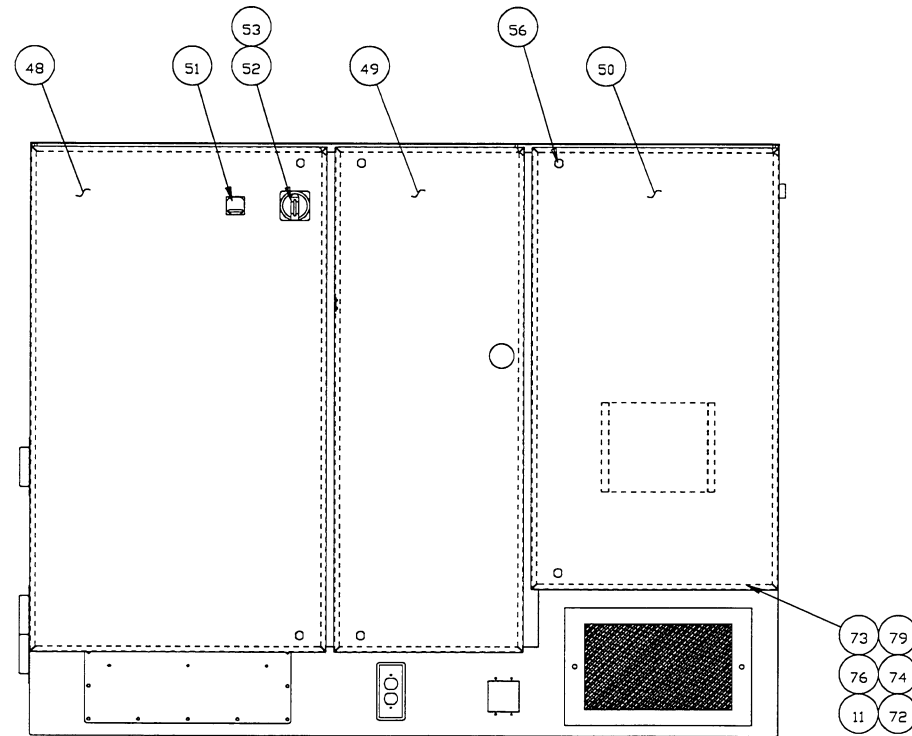
HARDINGE INC.		TOLERANCE UNLESS SPECIFIED OTHERWISE		DATE	DRAWN BY			B
Elmira, New York 14903		ENGLISH = .01 IN	METRIC = .03 MM	2/6/97	KCD			A
SCALE		NA		DESIGNED BY	APPROVED BY	5/1/97	SEE PAGE 1 FOR REVISION HISTORY	
MATERIAL		NA		BY: LNA	BY: JB			
NAME		NA		DATE 2/6/97	DATE 2/6/97			
THE INFORMATION ON THIS DRAWING IS THE EXCLUSIVE PROPERTY OF HARDINGE INC. AND DISCLOSURE OF ANY INFORMATION CONTAINED ON THIS DRAWING WITHOUT THE PERMISSION OF HARDINGE INC. IS NOT PERMITTED.		PANEL ASSY, ID PUSH BUTTON						
							CHANGE	REV
							PART NUMBER	REV
							GK 00118441D	B
							FILENAME GK 00118441D-03.dwg	



HARDINGE INC.		ENGLISH	METRIC	DATE	BY	CHKD	REV
Elmira, New York 14903		1/8	3/19/97	KCD			B
THE INFORMATION ON THIS DRAWING IS THE EXCLUSIVE PROPERTY OF HARDINGE INC. AND DISCLOSURE OF ANY INFORMATION CONTAINED ON THIS DRAWING WITHOUT THE PERMISSION OF HARDINGE INC. IS NOT PERMITTED.		DATE	DATE	DATE	DATE	DATE	REV
ASSEMBLY, GK-CE POWER CASE		DATE	DATE	DATE	DATE	DATE	REV
GK 0003279EMPC		GK 0003279EMPC-02.dwg				F	

POWER CASE ASSEMBLY (CE-MARK)

ITEM	PART NUMBER	QUANTITY	DESCRIPTION	ASSEMBLY	LINK	DWG.SZ.
80	CL 001182	11.0000	BUSHING, WINDOW	SEE ASSY NO.	MA	A
81	CN 0011349FG	3.0000	FAN HOUSING WELD ASSY	SEE ASSY NO.	MA	N
82	CL 001022407	1.0000	SWITCH, INTERLOCK	SEE ASSY NO.	MA	N
83	MN 0008138	12.0000	SWITCH, INTERLOCK	SEE ASSY NO.	MA	N

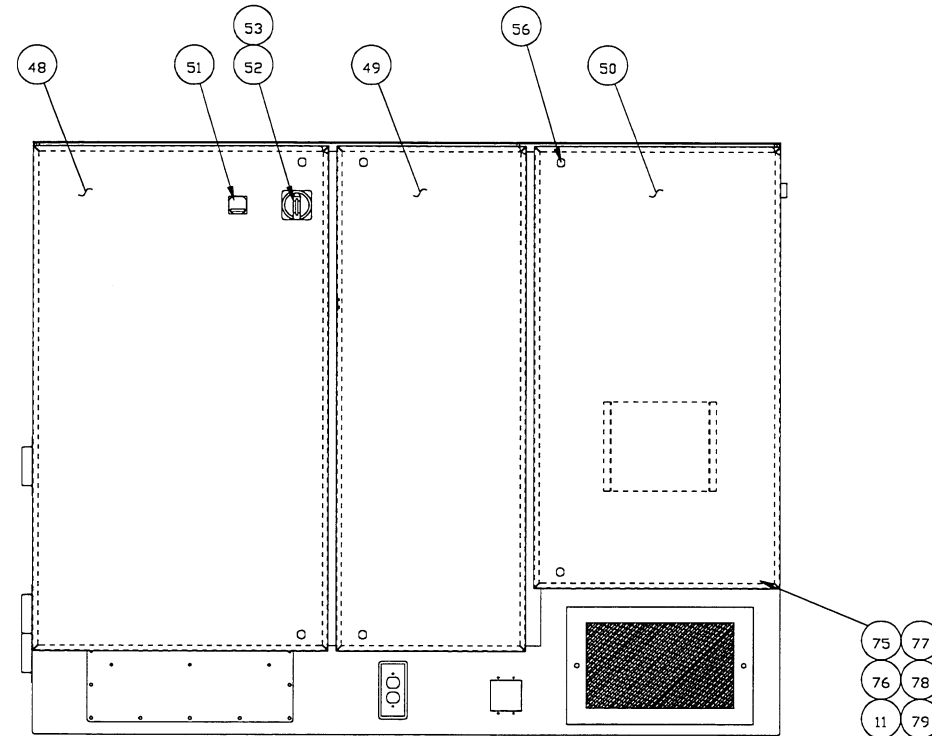


ITEM	PART NUMBER	QUANTITY	DESCRIPTION	ASSEMBLY	LINK	DWG.SZ.
1	HG 00108210B	4.5000	COVER, FOR DUCT (HG 10821)	SEE ASSY NO.	MA	N
2	HG 0010821	4.5000	DUCT	SEE ASSY NO.	MA	N
3	LC 0011942PR	26.0000	RIVET, PDP OPEN END	SEE ASSY NO.	MA	N
4	GK 001082104	1.0000	SUPPORT, CABLE BAR	SEE ASSY NO.	MA	B
5	MW 0263410	6.0000	WASHER, EXT. STAR M4	SEE ASSY NO.	MA	N
6	MS 0303417	6.0000	SCREW, BT. HD. M4X.7, X 16MM	SEE ASSY NO.	MA	N
7	SG 001019001	6.0000	STANDOFF	SEE ASSY NO.	MA	A
11	MS 0103619	6.0000	SCREW, SDC.HD.CAP M6X1.0X25M	SEE ASSY NO.	MA	N
12	MW 0183610	10.0000	M6 REG. LOCKWASHER	SEE ASSY NO.	MA	N
13	GK 0001904RM	1.0000	PLATE, RIGHT MOUNTING	SEE ASSY NO.	MA	D
29	GK 0004158FM	3.0000	MDUNT, FAN/SUPPORT	SEE ASSY NO.	MA	D
31	GK 0003279 L	1.0000	LEFT PANEL PC ASSEMBLY	SEE ASSY NO.	MA	D
32	GK 0003279 M	1.0000	MIDDLE PANEL PC ASSEMBLY	SEE ASSY NO.	MA	D
33	GK 000877601	1.0000	TRANSFORMER 18.8KVA 50/60HZ	SEE ASSY NO.	MA	N
34	KB 0011555	1.0000	AIR CONDITIONER - MCLEAN	SEE ASSY NO.	MA	N
35	CN 0011062	1.0000	KNOB	SEE ASSY NO.	MA	N
36	CC 0011947	1.0000	STRIP, MAGNETIC	SEE ASSY NO.	MA	N
37	0300204	1.0000	SCREW BT HD 8-32 X 1/4	SEE ASSY NO.	MA	N
38	HG 001015SRC	1.0000	COVER, 115 VOLT RECEPTACLE	SEE ASSY NO.	MA	B
39	SB 0011888	1.0000	KIT, GROUND BAR	SEE ASSY NO.	MA	N
40	MN 0283510	2.0000	NUT, M5X0.8, SER HEX FLNG	SEE ASSY NO.	MA	N
41	GK 0004158CT	1.0000	COVER, POWERCASE TRANSFORMER	SEE ASSY NO.	MA	C
42	GK 0010449LS	1.0000	SHIELD, LEXAN TRANSFORMER	SEE ASSY NO.	MA	C
43	GK 0004158CLAM	8.0000	SHELL, WIRE	SEE ASSY NO.	MA	C
44	GK 0004158SLP	1.0000	STIFFENER, PC LEFT PANEL	SEE ASSY NO.	MA	B
45	GK 001182	6.0000	BUSHING, PLATE POWERCASE	SEE ASSY NO.	MA	A
46	GK 0004158SB	1.0000	BRACKET, SWITCH	SEE ASSY NO.	MA	B
48	GK 0003780 L	1.0000	DOOR, LEFT POWER CASE	SEE ASSY NO.	MA	D
49	GK 0003780MP	1.0000	DOOR, MIDDLE POWER CASE	SEE ASSY NO.	MA	D
50	GK 0003780 R	1.0000	DOOR, RIGHT POWER CASE	SEE ASSY NO.	MA	D
51	CL 0010646	1.0000	METER, RUN TIME	SEE ASSY NO.	MA	N
52	CKA0010359 H	1.0000	HANDLE, DISCONNECT	SEE ASSY NO.	MA	N
53	CK 0010359SE	1.0000	SHAFT, OPERATING - EXTENDED	SEE ASSY NO.	MA	N
54	GK 0003279WC	1.0000	WIRE CHART, POWERCASE	SEE ASSY NO.	ME	N
55	GK 0003011 3C	1.0000	CABLE CHART FOR 3 AXIS KEL-D	SEE ASSY NO.	ME	N
56	GK 0011738	6.0000	LATCH, TOOL-OPERATED	SEE ASSY NO.	MA	N
57	GK 0004158LDH	1.0000	BRACKET, DOOR HINGE MTG.	SEE ASSY NO.	MA	B
58	GK 0011350	6.0000	FDAM	SEE ASSY NO.	MA	A
59	MS 0103617	8.0000	SCREW, SDC.HD.CAP M6X1.0X16M	SEE ASSY NO.	MA	N
60	MW 0103610	39.0000	WASHER, FLAT M6 STEEL	SEE ASSY NO.	MA	N
61	MS 0303616	31.0000	SCREW, BT. HD. M6X1.0 X 12MM	SEE ASSY NO.	MA	N
62	MN 0303610	5.0000	NUT, SQUARE M6X1.0 STL WELD	SEE ASSY NO.	MA	N
63	KB 0004158DHB	2.0000	BRACKET, DOOR HINGE MTG	SEE ASSY NO.	MA	B
64	JLA0009976	1.5000	GASKET	SEE ASSY NO.	MA	N
65	DV 0010884	0.0100	ADHESIVE	SEE ASSY NO.	MA	N
66	GK 0001904PSL	1.0000	PLATE, POWER SUPPLY	SEE ASSY NO.	MA	B
67	MS 0303517	4.0000	SCREW, BUTTON HD. M5X.8X16MM	SEE ASSY NO.	MA	N
68	KB 001015RB	1.0000	COVER, RECEPTACLE BOX	SEE ASSY NO.	MA	B
69	MW 0103510	4.0000	WASHER, FLAT M5 X .8 STEEL	SEE ASSY NO.	MA	N
70	MW 0183510	4.0000	WASHER, LOCK REG. M5 X .8 SC	SEE ASSY NO.	MA	N
71	MN 0283610	2.0000	NUT, M6X1.0, SER HEX FLNG	SEE ASSY NO.	MA	N
72	SB 0011936	6.0000	SEAL	SEE ASSY NO.	MA	A
73	AD 0003623	3.0000	WASHER, NYLON	SEE ASSY NO.	MA	A
74	CL 000415822	6.0000	SUPPORT, HINGE PIN ASSY	SEE ASSY NO.	MA	B
75	CN 001134901	3.0000	FAN	SEE ASSY NO.	MA	N
76	MS 0303514	6.0000	SCREW, BT. HD. M5 X .8 X 8MM	SEE ASSY NO.	MA	N
77	0350130	12.0000	SCREW, RD HD #6-32 1-7/8	SEE ASSY NO.	MA	N
78	SL 0008137	24.0000	WASHER, LOCK STAR	SEE ASSY NO.	MA	N
79	MW 0193610	6.0000	WASHER, LOCK DIN-7980 M6X1.0	SEE ASSY NO.	MA	N

HARDINGE INC.		DATE	3/19/97	SCALE	KCD	REV	B
Elmira, New York 14903		BY	DA	BY	LJB	REV	A
1:8		DATE	3/19/97	DATE	3/19/97	CHANGE	
ASSEMBLY, GK-CE		DATE		DATE		CHANGE	
POWER CASE		DATE		DATE		CHANGE	
GK 0003279EMPC		DATE		DATE		CHANGE	
GK 0003279EMPC-03.dwg		DATE		DATE		CHANGE	

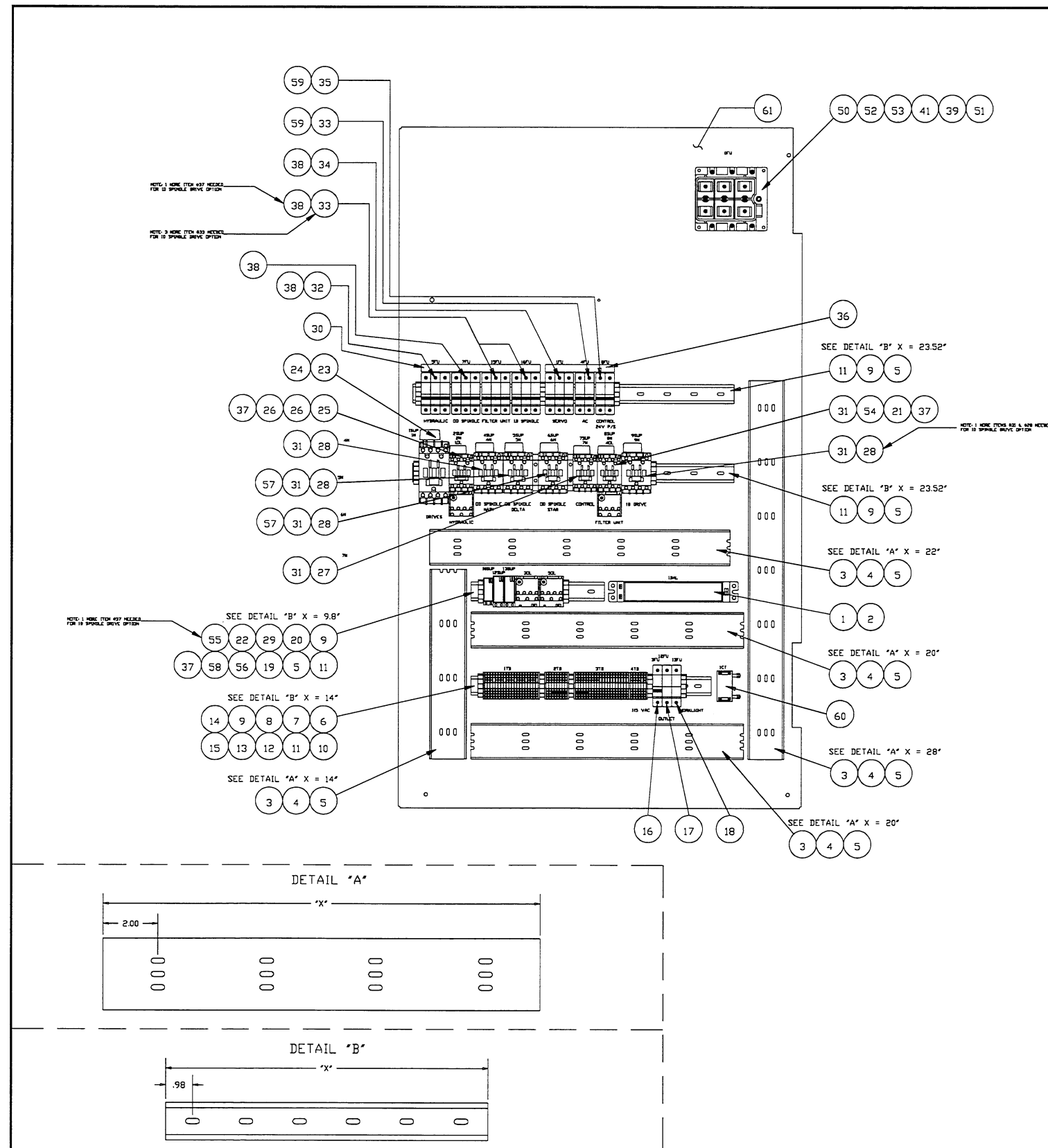
POWER CASE ASSEMBLY (NON-CE MARK)

ITEM	PART NUMBER	QUANTITY	DESCRIPTION	ASSEMBLY	LINK	DWG.SZ.
77	MW 0193610	8.000	WASHER, LOCK DIN-7980 M6X1.0	SEE ASSY NO.	MA	N
78	CL 000415822	6.000	SUPPORT, HINGE PIN ASSY	SEE ASSY NO.	MA	N
79	SB 0011936	6.000	SEAL	SEE ASSY NO.	MA	N
80	MS 0303617	8.000	SCREW, BT. HD. M6X1.0 X 16MM	SEE ASSY NO.	MA	N
81	MS 0303516	6.000	SCREW,BUT.HD.M5X.8X12MM	SEE ASSY NO.	MA	N
82	MW 0193510	6.000	WASHER, LOCK DIN-7980 M5X.8	SEE ASSY NO.	MA	N
83	GK 0003279IPS	1.000	GK IN-PROCESS OPT ELECTRIC	SEE ASSY NO.	ME	N
84	GK 0003279IS	1.000	ELECTRIC FOR ID SPINDLE	SEE ASSY NO.	ME	N



ITEM	PART NUMBER	QUANTITY	DESCRIPTION	ASSEMBLY	LINK	DWG.SZ.
1	HG 001082108	4.500	COVER, FOR DUCT (HG 10821)	SEE ASSY NO.	MA	N
2	HG 0010821	4.500	DUCT	SEE ASSY NO.	MA	N
3	LC 0011942PR	26.000	RIVET, PDP OPEN END	SEE ASSY NO.	MA	N
4	GK 001082104	1.000	SUPPORT, CABLE BAR	SEE ASSY NO.	MA	N
5	MW 0263410	6.000	WASHER, EXT. STAR M4	SEE ASSY NO.	MA	N
6	MS 0303417	6.000	SCREW, BT. HD. M4X.7,X 16MM	SEE ASSY NO.	MA	N
7	SG 001019001	6.000	STANDOFF	SEE ASSY NO.	MA	A
8	CL 0011182	11.000	BUSHING, WINDOW	SEE ASSY NO.	MA	N
9	CL 001022407	1.000	SWITCH, INTERLOCK	SEE ASSY NO.	MA	N
10	CN 0011349FG	3.000	GUARD FAN	SEE ASSY NO.	MA	N
11	MS 0103619	6.000	SCREW, SDCHDCAP M6X1.0X25M	SEE ASSY NO.	MA	N
12	MW 0183610	20.000	M6 REG. LOCKWASHER	SEE ASSY NO.	MA	N
13	GK 0001904RM	1.000	PLATE, RIGHT MOUNTING	SEE ASSY NO.	MA	D
29	GK 0004158FM	3.000	MOUNT, FAN/SUPPORT	SEE ASSY NO.	MA	N
31	GK 0003279L01	1.000	ASSEMBLY, LEFT PANEL OF GK	SEE ASSY NO.	MA	D
32	GK 0003279 M	1.000	MIDDLE PANEL PC ASSEMBLY	SEE ASSY NO.	MA	D
33	GK 000877601	1.000	TRANSFORMER 18.8KVA 50/60HZ	SEE ASSY NO.	MA	N
34	KB 0011555	1.000	AIR CONDITIONER - M/CLEAN	SEE ASSY NO.	MA	N
35	CN 0011062	1.000	KNOB	SEE ASSY NO.	MA	N
36	CC 0011947	1.000	STRIP, MAGNETIC	SEE ASSY NO.	MA	N
37	0300204	1.000	SCREW BT HD 8-32 X 1/4	SEE ASSY NO.	MA	N
38	HG 001204201	1.000	RECEPTACLE, 115VAC, 3 WIRE	SEE ASSY NO.	MA	N
39	SB 0011888	1.000	KIT, GROUND BAR	SEE ASSY NO.	MA	N
40	MN 0283510	2.000	NUT, M5X0.8, SER HEX FLNG	SEE ASSY NO.	MA	N
41	GK 0004158CT	1.000	COVER, POWERCASE TRANSFORMER	SEE ASSY NO.	MA	B
42	GK 0010449LS	1.000	SHIELD, LEXAN TRANSFORMER	SEE ASSY NO.	MA	C
43	GK 0004158CLAM	8.000	SHELL, WIRE	SEE ASSY NO.	MA	B
44	GK 0004158SLP	1.000	STIFFENER, PC LEFT PANEL	SEE ASSY NO.	MA	B
45	GK 0011182	11.000	BUSHING, PLATE POWERCASE	SEE ASSY NO.	MA	A
46	GK 0004158SB	1.000	BRACKET, SWITCH	SEE ASSY NO.	MA	A
48	GK 0003780 L	1.000	DOOR, LEFT POWER CASE	SEE ASSY NO.	MA	D
49	GK 0003780MP	1.000	DOOR, MIDDLE POWER CASE	SEE ASSY NO.	MA	D
50	GK 0003780 R	1.000	DOOR, RIGHT POWER CASE	SEE ASSY NO.	MA	D
51	CL 0010646	1.000	METER,RUN TIME	SEE ASSY NO.	MA	N
52	CKA0010359 H	1.000	HANDLE, DISCONNECT	SEE ASSY NO.	MA	N
53	GK 0010359SE	1.000	SHAFT, OPERATING - EXTENDED	SEE ASSY NO.	MA	N
54	GK 0003279WC	1.000	WIRE CHART, POWERCASE	GK 0003279PC	MA	N
55	GK 0003011 3C	1.000	CABLE CHART FOR 3 AXIS KEL-0	GK 0003279 PC	MA	N
56	GK 0011738	6.000	LATCH, TOOL-OPERATED	SEE ASSY NO.	MA	N
57	GK 0004158LDH	1.000	BRACKET, DOOR HINGE MTG.	SEE ASSY NO.	MA	A
58	GK 0011350	8.000	FOAM	SEE ASSY NO.	MA	D
59	JLA0009976	1.500	GASKET	GK 0003279PC	MA	N
60	DV 0010884	0.010	ADHESIVE	GK 0003279 PC	MA	N
61	MW 0103610	41.000	WASHER, FLAT M6 STEEL	SEE ASSY NO.	MA	N
62	MS 0303616	25.000	SCREW, BT. HD. M6X1.0 X 12MM	SEE ASSY NO.	MA	N
63	KB 0004158DHMB	2.000	BRACKET, DOOR HINGE MTG	SEE ASSY NO.	MA	A
64	MS 0103617	8.000	SCREW, SDCHDCAP M6X1.0X16M	SEE ASSY NO.	MA	N
65	CN 001134901	3.000	FAN	SEE ASSY NO.	MA	N
66	MN 0303610	7.000	NUT, SQUARE M6X1.0 STL WELD	SEE ASSY NO.	MA	N
67	MW 0103510	10.000	WASHER, FLAT M5 X .8 STEEL	SEE ASSY NO.	MA	N
68	KB 0010115RB	1.000	COVER, RECEPTACLE BOX	SEE ASSY NO.	MA	N
69	MW 0183510	4.000	WASHER, LOCK REG. M5 X .8 SC	SEE ASSY NO.	MA	N
70	MS 0303517	4.000	SCREW, BUTTON HD. M5X.8X16MM	SEE ASSY NO.	MA	N
71	GK 0001904PSL	1.000	PLATE, POWER SUPPLY	SEE ASSY NO.	MA	B
72	SL 0008137	24.000	WASHER, LOCK STAR	SEE ASSY NO.	MA	N
73	0350130	12.000	SCREW, RD HD #6-32 1-7/8	SEE ASSY NO.	MA	N
74	MN 0008138	12.000	NUT, HEX	SEE ASSY NO.	MA	N
75	AD 0003623	3.000	WASHER, NYLON	SEE ASSY NO.	MA	N
76	MS 0303514	6.000	SCREW, BT. HD. M5 X .8 X 8MM	SEE ASSY NO.	MA	N

HARDINGE INC.		UNLESS OTHERWISE SPECIFIED	DATE	SCALE	BY	DATE	BY	DATE	DATE	DATE	DATE	DATE
Elmira, New York 14903		ENGLISH ± .01 IN	4/8/97	1:8	JKD	4/8/97	JLB	4/8/97				
THE INFORMATION ON THIS DRAWING IS THE EXCLUSIVE PROPERTY OF HARDINGE INC. AND DISCLOSURE OF ANY INFORMATION CONTAINED ON THIS DRAWING WITHOUT THE PERMISSION OF HARDINGE INC. IS NOT PERMITTED.		MATERIAL										
		DESCRIPTION	ASSEMBLY, GK									
		PART NUMBER	GK 0003279PC									
		FILE NAME	GK_0003279PC-03.dwg									
		REV										
		BY										



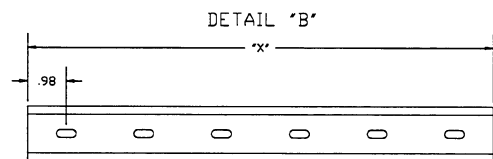
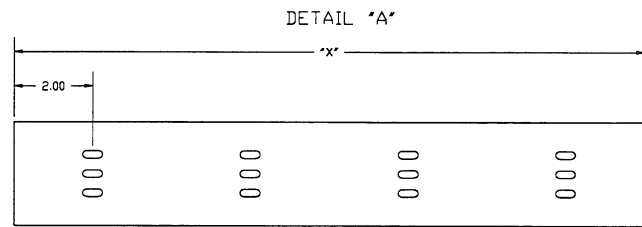
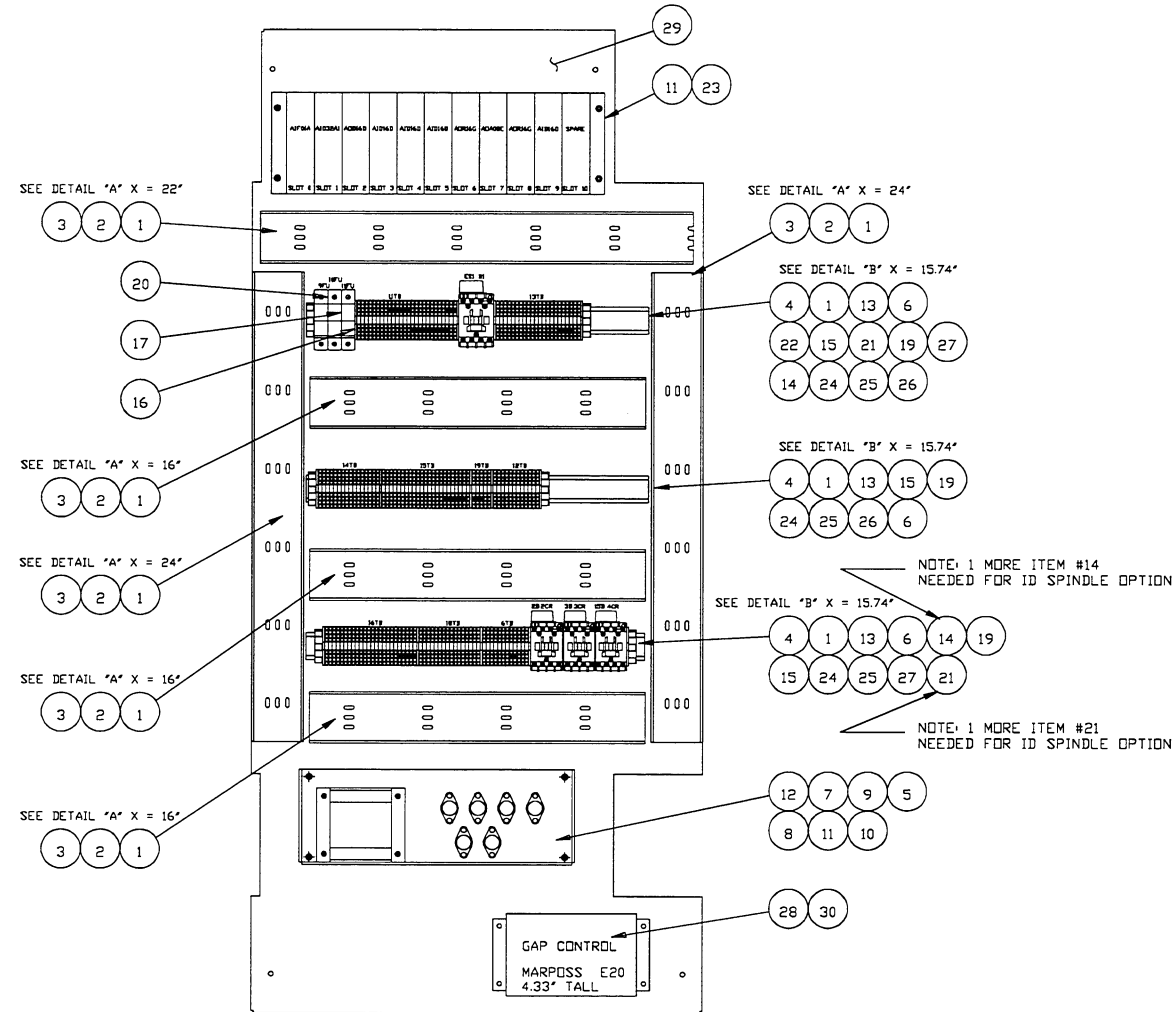
ITEM	PART NUMBER	QUANTITY	DESCRIPTION	ASSEMBLY	LINK	DWG.SZ.
1	KB 0008915 B	1.000	BALLAST	SEE ASSY ND.	MA	N
2	MW 0183610	2.000	M6 REG. LOCKWASHER	SEE ASSY ND.	MA	N
3	HG 0010821	8.670	DUCT	SEE ASSY ND.	MA	N
4	HG 001082108	8.670	COVER, FDR DUCT (HG 10821)	SEE ASSY ND.	MA	N
5	LC 0011942PR	30.000	RIVET, PDP OPEN END	SEE ASSY ND.	MA	N
6	HG 0011032	38.000	TERMINAL BLOCK, GRAY	SEE ASSY ND.	MA	A
7	HG 001103202	17.000	TERMINAL BLOCK, GREEN/YELLOW	SEE ASSY ND.	MA	A
8	HG 001103205	1.100	JUMPER, 10 POLE	SEE ASSY ND.	MA	A
9	HG 001103204	12.000	END STOP	SEE ASSY ND.	MA	A
10	HG 001103203	7.000	END PLATE	SEE ASSY ND.	MA	A
11	CK 9011032	6.210	RAIL, DIN BLANK	SEE ASSY ND.	MA	N
12	HG 0009175	0.400	MARKER, STRIP 1-10	SEE ASSY ND.	MA	N
13	HG 000917501	0.300	MARKER, STRIP 11-20	SEE ASSY ND.	MA	N
14	SG 001001702	1.000	HOLDER, FUSE 1P/W IND.CC FUS	SEE ASSY ND.	MA	N
15	SG 001001703	2.000	HOLDER, FUSE 1P/W/O IND.CC F	SEE ASSY ND.	MA	N
16	SG 000961002	1.000	FUSE, 20A CLASS CC	SEE ASSY ND.	MA	N
17	SG 000961007	1.000	FUSE, 3A CLASS CC	SEE ASSY ND.	MA	N
18	SG 000961005	1.000	FUSE, 1A CLASS CC	SEE ASSY ND.	MA	N
19	KB 001129801	1.000	SUPPRESSDR (460VAC,4KVA,3PH)	SEE ASSY ND.	MA	N
20	VL 0009833	1.000	RELAY, OVERLOAD 10.0-16.0	SEE ASSY ND.	MA	N
21	CL 000983301	1.000	RELAY, OVERLOAD 6-10A.	SEE ASSY ND.	MA	N
22	KB 001129802	1.000	SUPPRESSDR (460VAC,7.5KVA,3P)	SEE ASSY ND.	MA	N
23	KB 0010361	1.000	CONTACTOR,230VAC-30A-3 PHASE	SEE ASSY ND.	MA	N
24	KB 0011298	1.000	SUPPRESSDR (230VAC)	SEE ASSY ND.	MA	N
25	CKA001036101	1.000	CONTACTOR, NON-REVERSING	SEE ASSY ND.	MA	N
26	CL 0010019	2.000	OVERLOAD	SEE ASSY ND.	MA	N
27	CL 0008775	1.000	CONTACTOR	SEE ASSY ND.	MA	N
28	CK 001036104	3.000	CONTACTOR	SEE ASSY ND.	MA	N
29	193000983360	1.000	RELAY, OVERLOAD	SEE ASSY ND.	ME	N
30	SG 0010017B801	1.000	BUS BAR, 4 3 POLE BREAKER	SEE ASSY ND.	MA	N
31	VF 001129801	5.000	FILTER	SEE ASSY ND.	MA	N
32	SG 0009610	6.000	FUSE, 1-6/10A CLASS CC	SEE ASSY ND.	MA	N
33	SG 000961011	5.000	FUSE, 10A, CLASS CC	SEE ASSY ND.	MA	N
34	SG 000961020	3.000	FUSE, CLASS CC - 30A	SEE ASSY ND.	MA	N
35	SG 000961006	2.000	FUSE, 2A CLASS CC	SEE ASSY ND.	MA	N
36	MC 000812204	0.170	BUSBAR, 19, 3 POLE	SEE ASSY ND.	MA	N
37	HG 0010449	4.000	SHIELD, ANTI TAMPER	SEE ASSY ND.	MA	A
38	SG 0010017	4.000	HOLDER, FUSE 3P/W IND.CC FUS	SEE ASSY ND.	MA	N
39	MS 0303416	4.000	SCREW, BT. HD. M4X.7X 12MM	SEE ASSY ND.	MA	N
41	MW 0263410	4.000	WASHER, EXT. STAR M4	SEE ASSY ND.	MA	N
50	CK 00103595E	1.000	SHAFT, OPERATING - EXTENDED	SEE ASSY ND.	MA	N
51	CN 001001603	1.000	SWITCH, DISCONNECT	SEE ASSY ND.	MA	N
52	SG 001011551	1.000	COVER, TERMINAL, 60A, CLASS	SEE ASSY ND.	MA	N
53	SG 001011547	1.000	COVER, FUSE, 60A, CLASS J	SEE ASSY ND.	MA	N
54	CK 0010361C1	1.000	CONTACTOR	SEE ASSY ND.	MA	N
55	1930008122BP	1.000	RELAY ADAPTER	SEE ASSY ND.	MA	N
56	GK 001129801	1.000	SUPPRESSDR 460VAC 15KVA 3 PH	SEE ASSY ND.	MA	N
57	KB 001001901	2.000	CONTACT, AUXILIARY (N.C.)	SEE ASSY ND.	MA	N
58	EC 0008384	8.000	ADAPTER, DIN RAIL	SEE ASSY ND.	MA	N
59	SG 001001701	2.000	HOLDER, FUSE 2P/W IND.CC FUS	SEE ASSY ND.	MA	N
60	GK 0008776CT	1.000	CURRENT TRANSFORMER	SEE ASSY ND.	MA	N
61	GK 0004158LPP	1.000	PANEL, LEFT POWERCASE	SEE ASSY ND.	MA	D

HARDINGE INC.
 Elmira, New York 14903

ENGLISH	METRIC	DATE	SCALE	BY	DATE	BY	DATE	DATE	DATE	DATE	DATE	DATE
2 1/2"	2 25 MM	4/8/97	1:4	MAW	4/8/97	LIB	4/8/97	4/8/97	4/8/97	4/8/97	4/8/97	4/8/97

ASSEMBLY, LEFT PANEL
 GK 0003279L01
 GK 0003279L01-01.dwg

POWER CASE PANEL ASSEMBLY, MIDDLE

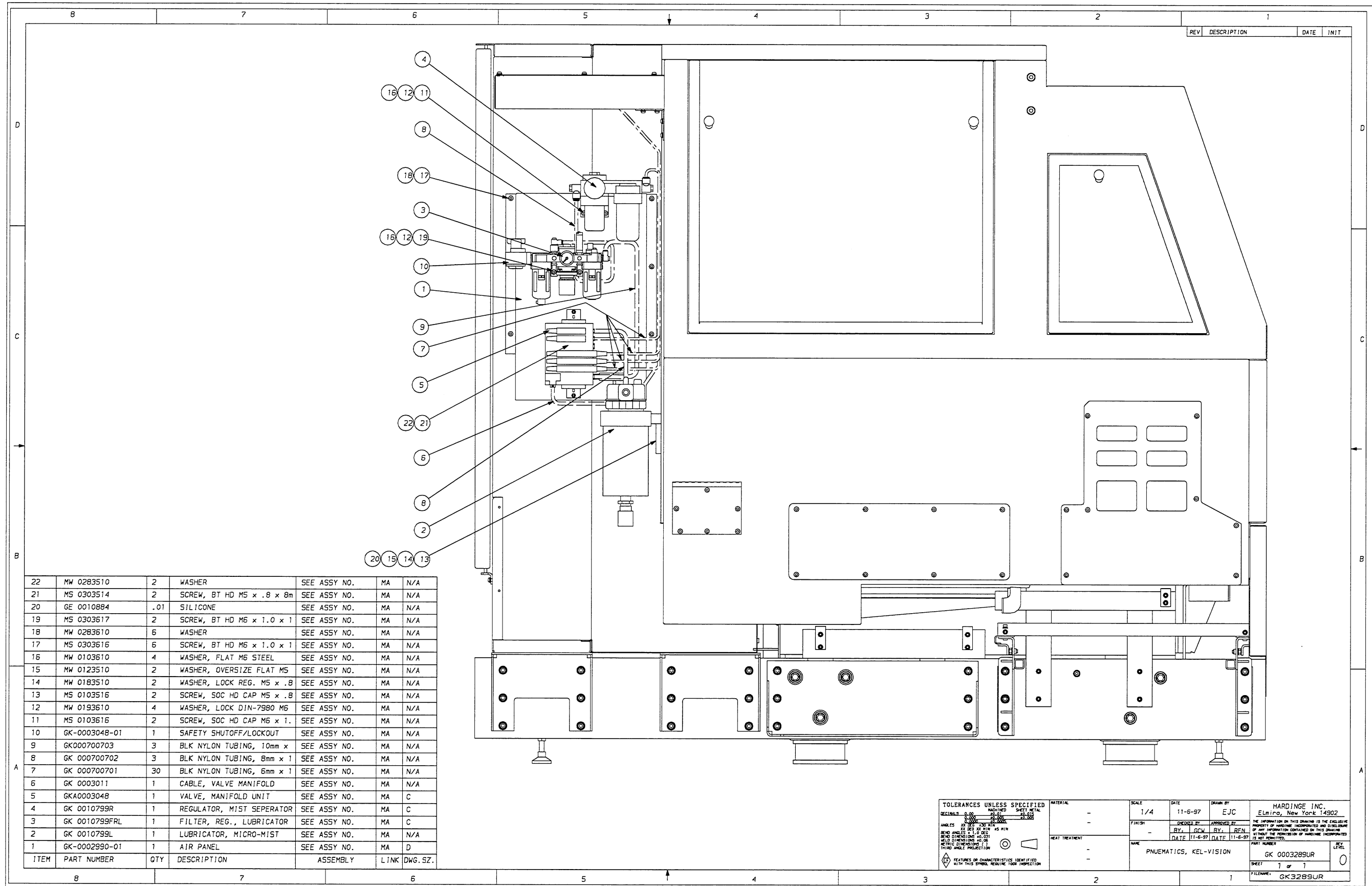


ITEM	PART NUMBER	QUANTITY	DESCRIPTION	ASSEMBLY	LINK	DWG.SZ.
1	LC 0011942PR	30.00000000	RIVET, PDP OPEN END	SEE ASSY ND.	MA	N
2	HG 00108210B	10.09000000	COVER, FOR DUCT (HG 10B21)	SEE ASSY ND.	MA	N
3	HG 0010821	10.09000000	DUCT	SEE ASSY ND.	MA	N
4	CK 9011032	1.50000000	RAIL, DIN BLANK	SEE ASSY ND.	MA	N
5	SG 001019001	4.00000000	STANDOFF	SEE ASSY ND.	MA	A
6	HG 001103204	6.00000000	END STOP	SEE ASSY ND.	MA	A
7	IB 0008776PS	1.00000000	POWER SUPPLY, 24VDC, 7.2 AMP	SEE ASSY ND.	MA	N
8	CN 0009532	1.00000000	GROMMET	SEE ASSY ND.	MA	N
9	CN 000953203	1.00000000	GROMMET,	SEE ASSY ND.	MA	N
10	SG 001011544	1.00000000	COVER, POWER SUPPLY - CEMARK	SEE ASSY ND.	MA	D
11	MW 0263410	24.00000000	WASHER, EXT. STAR M4	SEE ASSY ND.	MA	N
12	MS 0303416	4.00000000	SCREW, BT. HD. M4X.7X 12MM	SEE ASSY ND.	MA	N
13	HG 001103201	164.00000000	TERMINAL BLOCK,BLUE	SEE ASSY ND.	MA	A
14	CN 000812213	3.00000000	RELAY, 24VDC 4 NO CONTACTS	SEE ASSY ND.	MA	N
15	HG 001103203	15.00000000	END PLATE	SEE ASSY ND.	MA	A
16	SG 000961007	2.00000000	FUSE, 3A CLASS CC	SEE ASSY ND.	MA	A
17	SG 000961001	1.00000000	FUSE, 5A CLASS CC	SEE ASSY ND.	MA	N
19	HG 001103205	5.30000000	JUMPER, 10 PDLE	SEE ASSY ND.	MA	A
20	SG 000961006	1.00000000	FUSE, 2A CLASS CC	SEE ASSY ND.	MA	N
21	VF 0011298	3.00000000	DIODE, SUPPRESSDR	SEE ASSY ND.	MA	N
22	SG 001001703	3.00000000	HOLDER, FUSE 1P/W/D IND.CC F	SEE ASSY ND.	MA	N
23	MS 0303415	4.00000000	SCREW, BT. HD. M4X.7X 10MM	SEE ASSY ND.	MA	N
24	HG 0009175	1.00000000	MARKER, STRIP 1-10	SEE ASSY ND.	MA	N
25	HG 000917501	.80000000	MARKER, STRIP 11-20	SEE ASSY ND.	MA	N
26	HG 000917502	.40000000	MARKER, STRIP 21-30	SEE ASSY ND.	MA	N
27	HG 000917503	.20000000	MARKER STRIP 31-40	SEE ASSY ND.	MA	N
28	MN 0283510	4.00000000	NUT, M5X0.8, SER HEX FLNG	GK 0003279GS	ME	N
29	GK 0001904MM	1.00000000	PLATE, MIDDLE MOUNTING	SEE ASSY ND.	MA	D
30	GK 0002536E20B	1.00000000	MARPOSS E20 GAGE	GK 0003279GS	ME	N

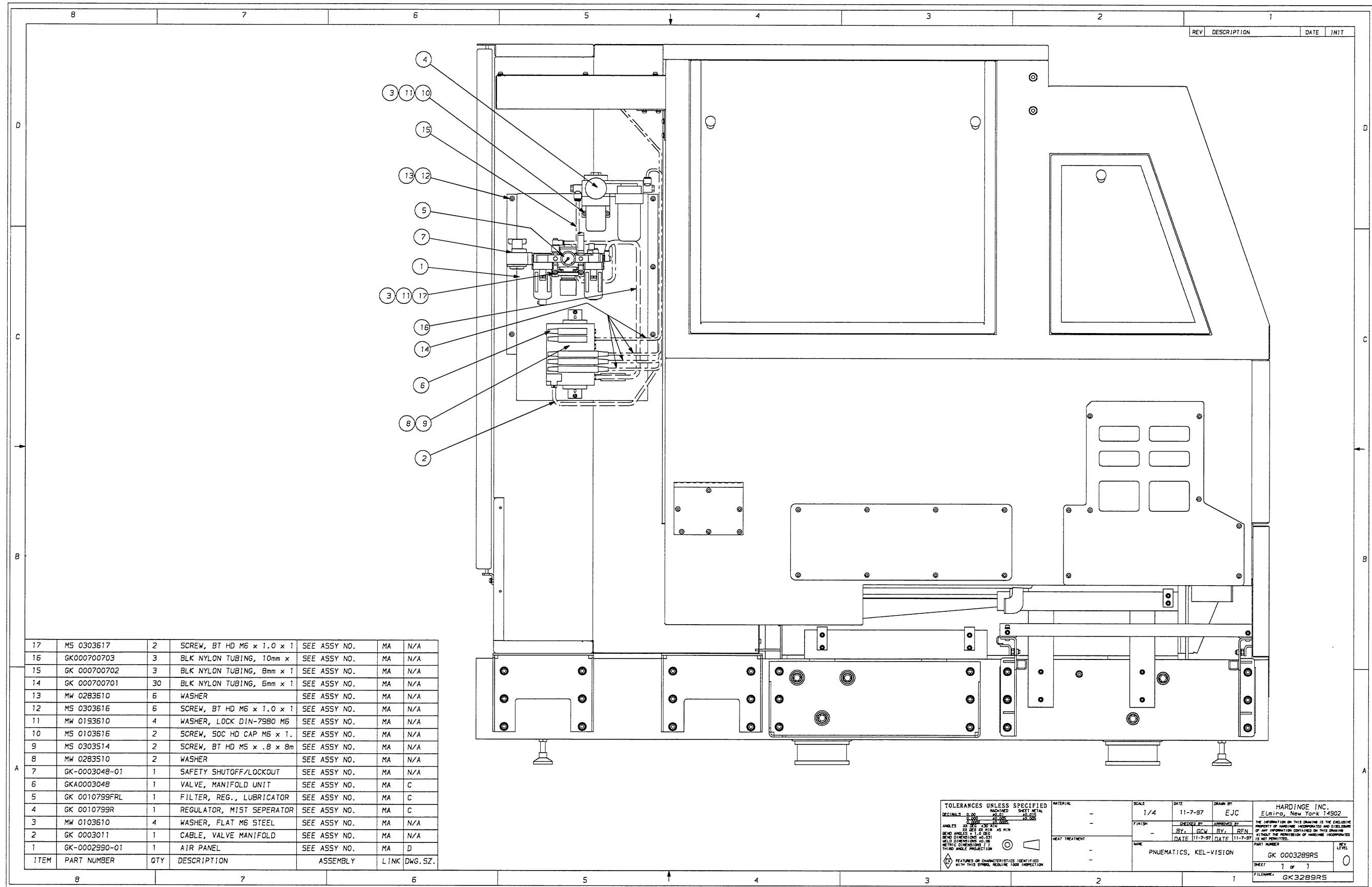
NOTE: 1 MORE ITEM #14
NEEDED FOR ID SPINDLE OPTION

NOTE: 1 MORE ITEM #21
NEEDED FOR ID SPINDLE OPTION

HARDINGE INC.		DATE	7/25/97	REVISION	REMOVE 2018 ECN# 720725	REV	C
Elmira, New York 14903		BY	10/15/96	BY	5/30/97	REV	B
		DATE	3/19/96	DATE	3/19/96	REV	A
		DATE		DATE		REV	B
THE INFORMATION ON THIS DRAWING IS THE EXCLUSIVE PROPERTY OF HARDINGE INC. AND DISCLOSURE OF ANY INFORMATION CONTAINED ON THIS DRAWING WITHOUT THE PERMISSION OF HARDINGE INC. IS NOT PERMITTED.		DESCRIPTION	ASSEMBLY, MIDDLE PANEL OF KEL1 POWER CASE	PART NUMBER	GK 0003279 M	REV	B
		DATE		DATE		REV	

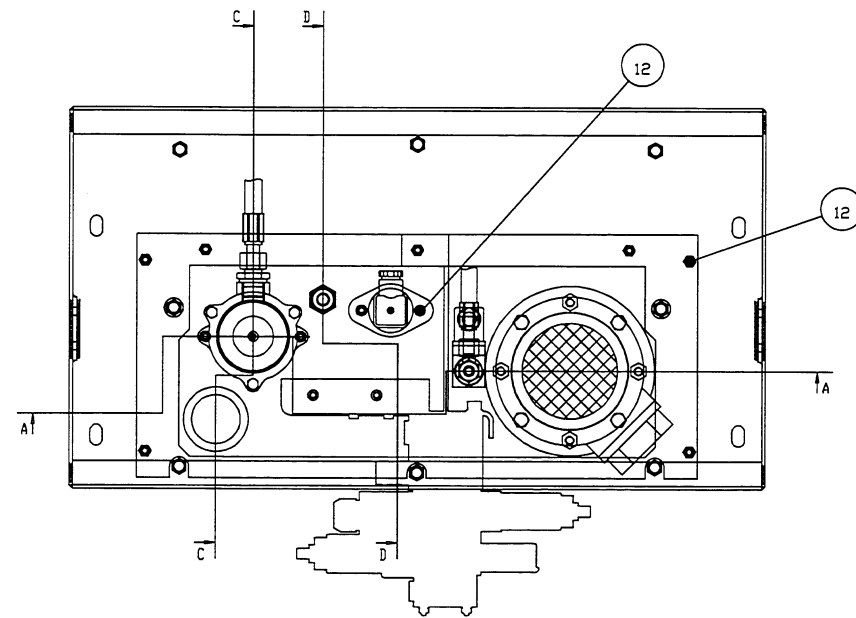
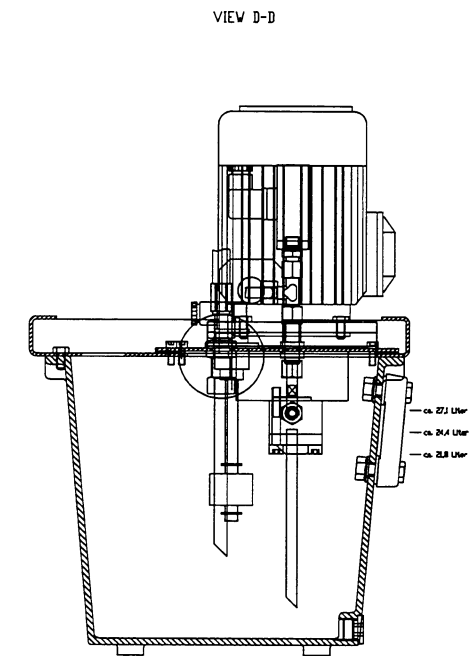
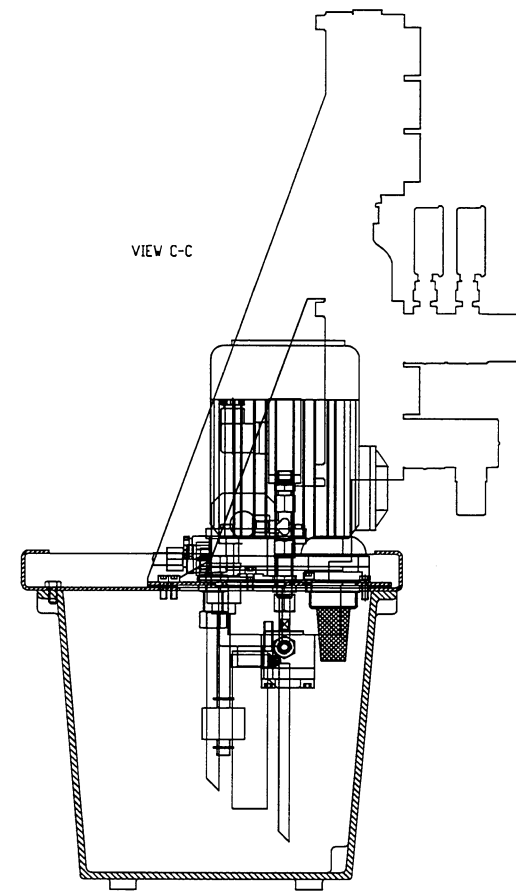
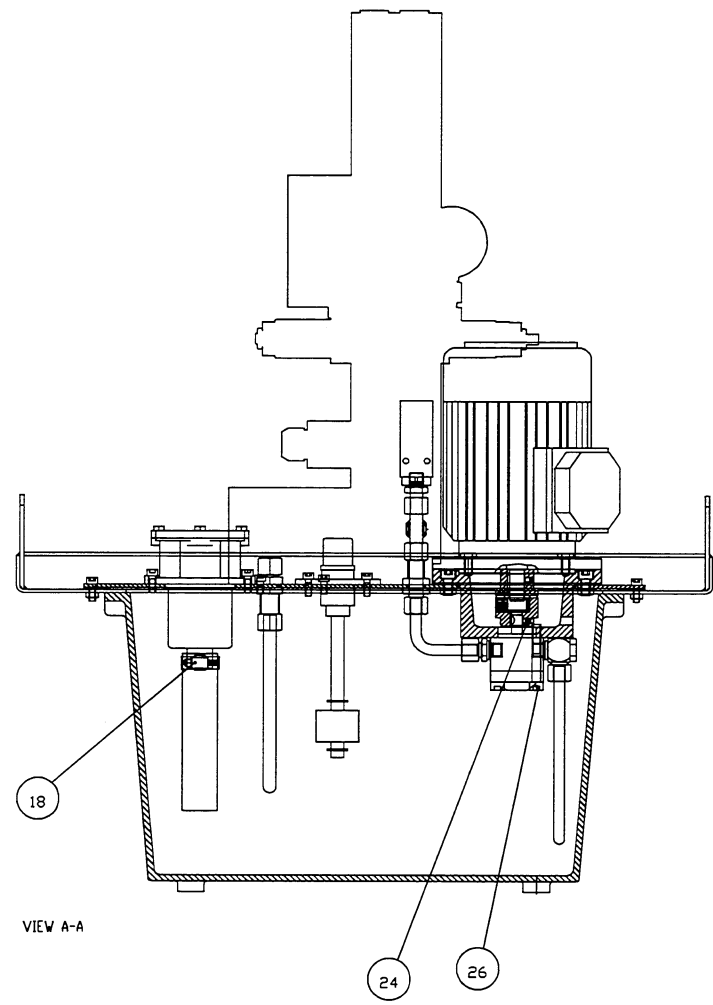


PNEUMATIC SYSTEM, O.D. GRINDER



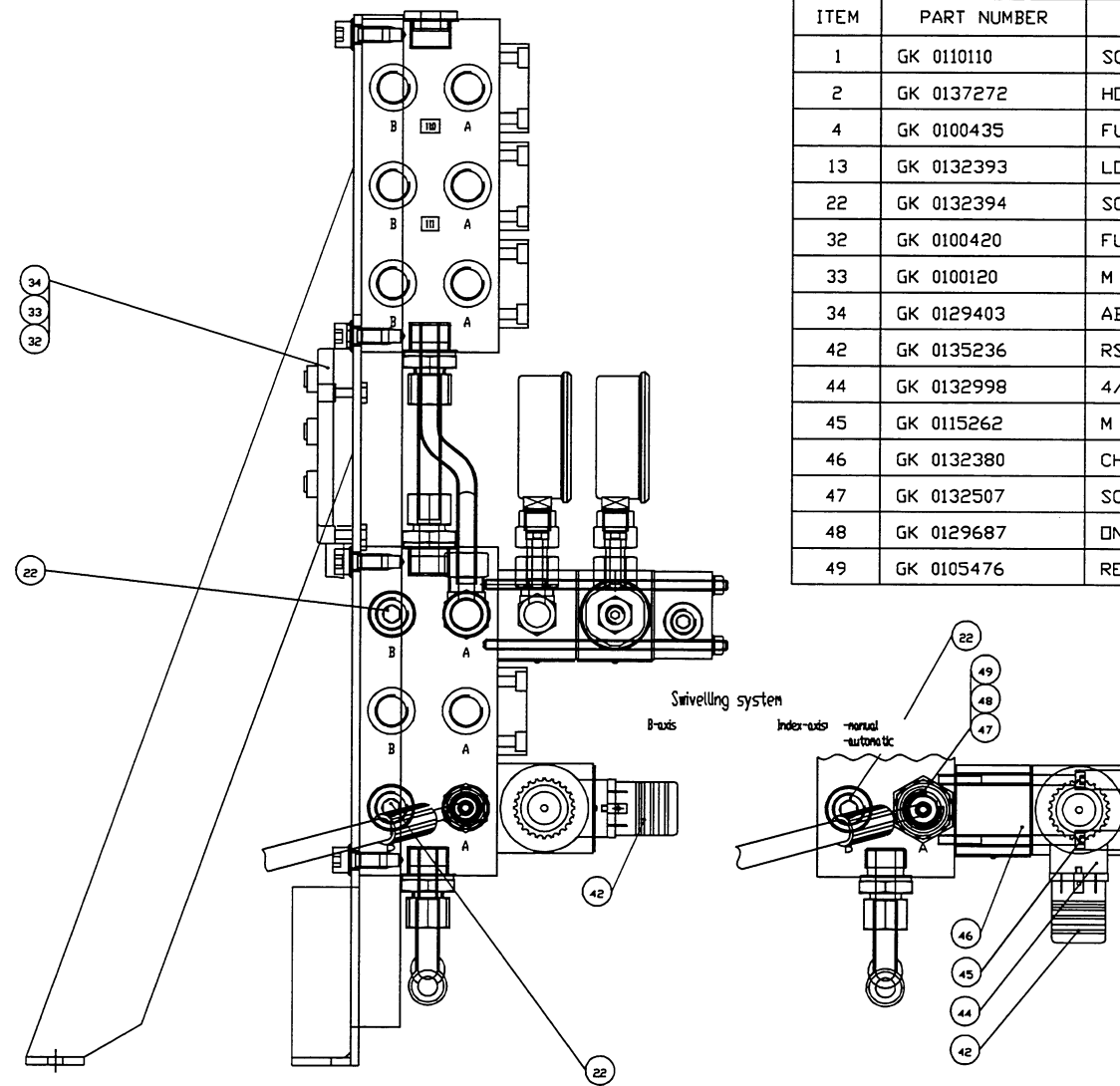
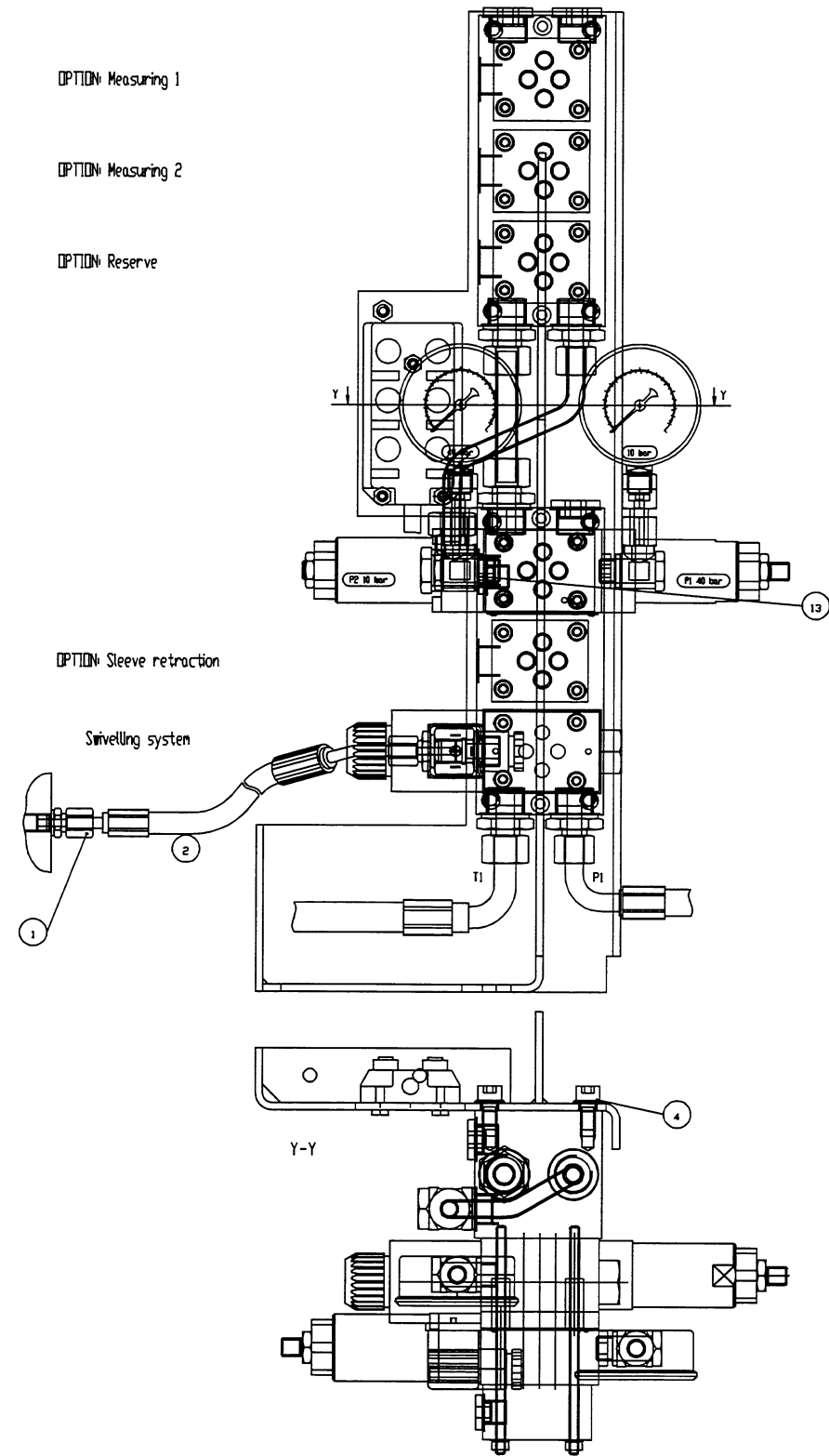
17	MS 0303617	2	SCREW, BT HD M6 x 1.0 x 1	SEE ASSY NO.	MA	N/A
16	GK000700703	3	BLK NYLON TUBING, 10mm x	SEE ASSY NO.	MA	N/A
15	GK 000700702	3	BLK NYLON TUBING, 8mm x 1	SEE ASSY NO.	MA	N/A
14	GK 000700701	30	BLK NYLON TUBING, 6mm x 1	SEE ASSY NO.	MA	N/A
13	MW 0283610	6	WASHER	SEE ASSY NO.	MA	N/A
12	MS 0303616	6	SCREW, BT HD M6 x 1.0 x 1	SEE ASSY NO.	MA	N/A
11	MW 0193610	4	WASHER, LOCK DIN-7980 M6	SEE ASSY NO.	MA	N/A
10	MS 0103616	2	SCREW, SOC HD CAP M6 x 1.	SEE ASSY NO.	MA	N/A
9	MS 0303514	2	SCREW, BT HD M5 x .8 x 8m	SEE ASSY NO.	MA	N/A
8	MW 0283510	2	WASHER	SEE ASSY NO.	MA	N/A
7	GK-0003048-01	1	SAFETY SHUTOFF/LOCKOUT	SEE ASSY NO.	MA	N/A
6	GKA0003048	1	VALVE, MANIFOLD UNIT	SEE ASSY NO.	MA	C
5	GK 0010799FRL	1	FILTER, REG., LUBRICATOR	SEE ASSY NO.	MA	C
4	GK 0010799R	1	REGULATOR, MIST SEPERATOR	SEE ASSY NO.	MA	C
3	MW 0103610	4	WASHER, FLAT M6 STEEL	SEE ASSY NO.	MA	N/A
2	GK 0003011	1	CABLE, VALVE MANIFOLD	SEE ASSY NO.	MA	N/A
1	GK-0002990-01	1	AIR PANEL	SEE ASSY NO.	MA	D
ITEM	PART NUMBER	QTY	DESCRIPTION	ASSEMBLY	LINK	DWG. SZ.

TOLERANCES UNLESS SPECIFIED		MATERIAL	SCALE	DATE	DRAWN BY	HARDINGE INC.	
DECIMALS 0.00	MACHINED	-	1/4	11-7-97	EJC	Elmira, New York 14902	
FRACTIONS 1/32	SHEET METAL	-				PROPERTY OF HARDINGE INCORPORATED AND DISCLOSED	
ANGLES 1/16		-				OF ANY INFORMATION CONTAINED ON THIS DRAWING	
BEAD RADIUS R.1/16		-				WITHOUT THE PERMISSION OF HARDINGE INCORPORATED	
BEAD DIMENSIONS AS SHOWN		-				IS NOT PERMITTED.	
METRIC DIMENSIONS IN PARENTHESIS		-					
THIRD ANGLE PROJECTION		-					
FEATURES OF CHARACTERISTICS IDENTIFIED BY THIS SYMBOL, REQUIRING X-RAY INSPECTION		HEAT TREATMENT	DATE		PART NUMBER		REV.
		-	11-7-97		PNEUMATICS, KEL-VISION		GK 0003289RS
					SHEET		1 of 1
					FILENAME		GK3289RS



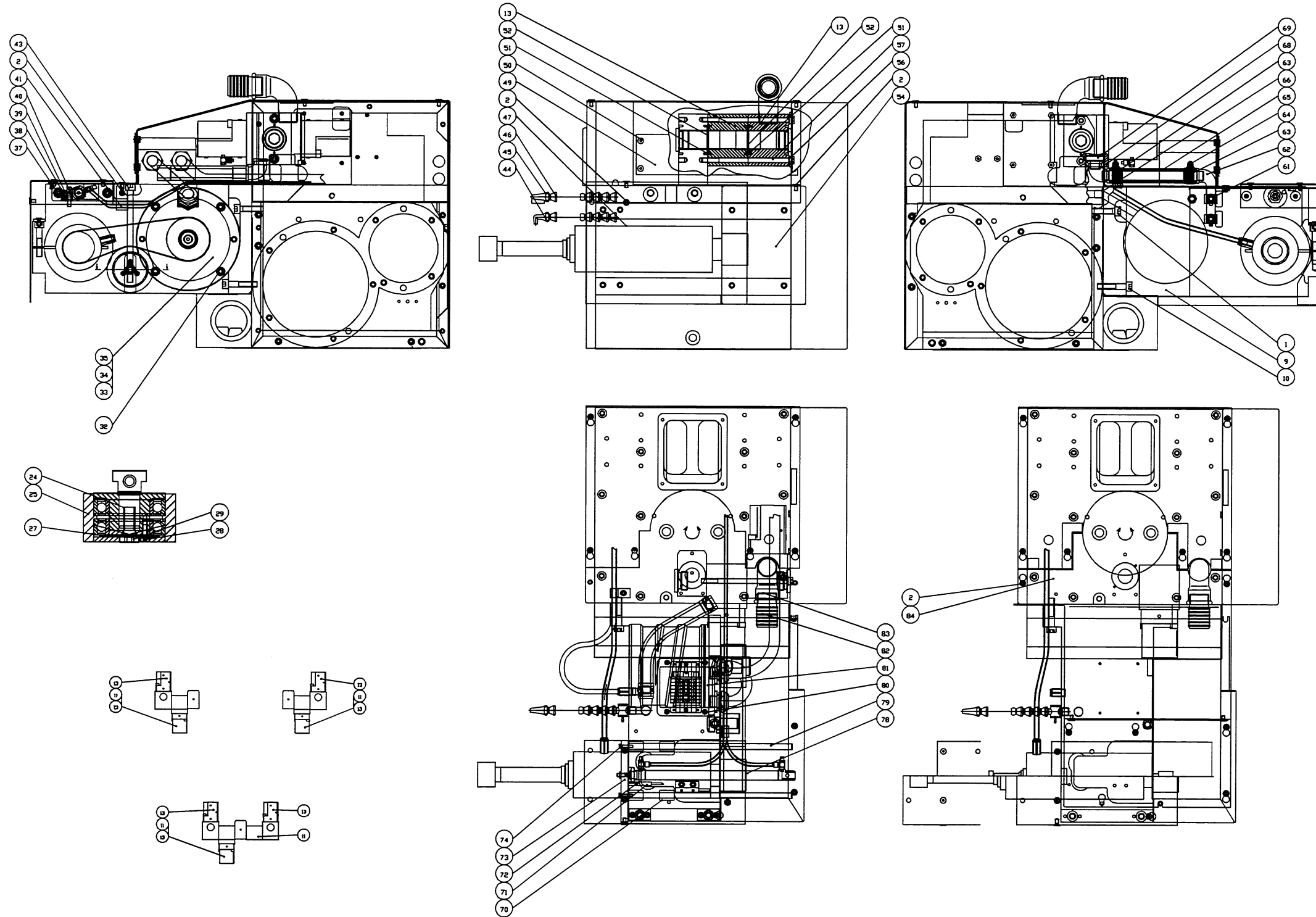
ITEM	PART NUMBER	DESCRIPTION
12	GK 0100101	M 6 X 16 I-6KT-ZYL-SCHR
18	GK 0107464	HOSE CLAMP
24	GK 0100319	M 5 X 8 I-6KT-GEW-STI
26	GK 0110578	M 8 X 55 I-6KT-ZYL-SCHR

HYDRAULIC VALVE ASSEMBLY



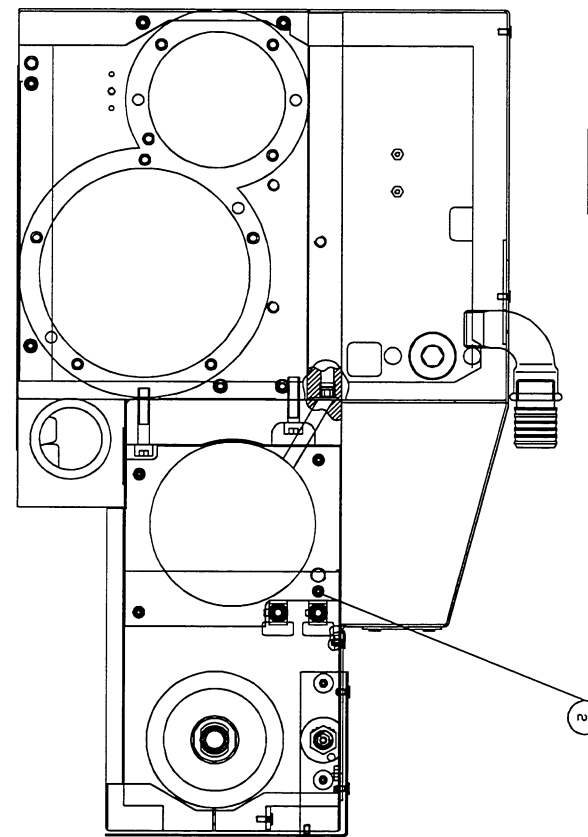
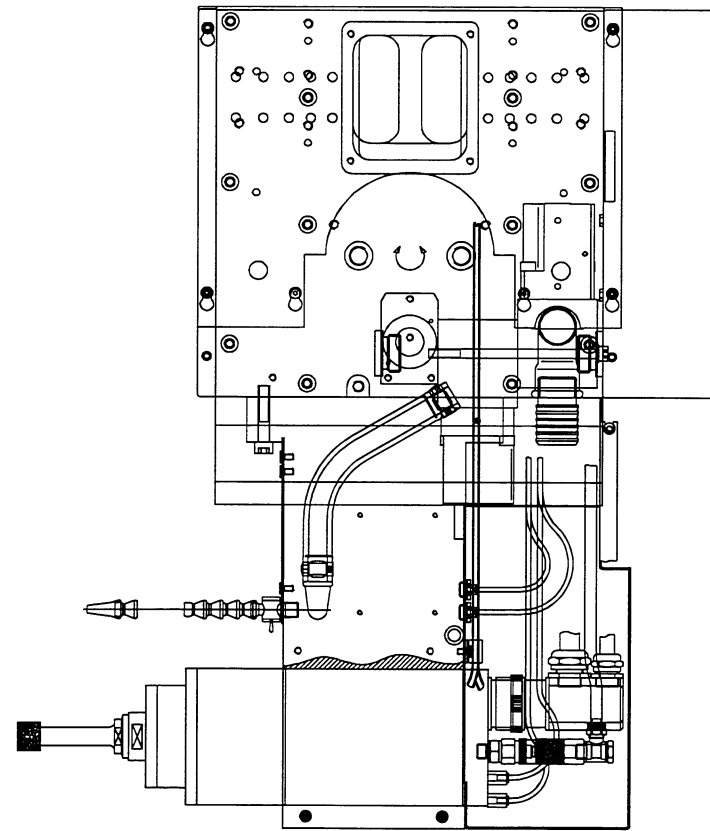
ITEM	PART NUMBER	DESCRIPTION
1	GK 0110110	SCREW FITTING
2	GK 0137272	HOSE
4	GK 0100435	FUSE
13	GK 0132393	LOCK (SCH)
22	GK 0132394	SCREWED SEALING PLUG VSTI R 3-8-ED
32	GK 0100420	FUSE
33	GK 0100120	M 4 X 20 I-6KT-ZYL-SCHR
34	GK 0129403	ABS ACTOR
42	GK 0135236	RST5-VSAD1/LED-15/0.6m AN
44	GK 0132998	4/3- WAY SLIDE VALVE
45	GK 0115262	M 5 X 70 I-6KT-ZYL-SCHR
46	GK 0132380	CHECK VALVE
47	GK 0132507	SCREW FITTING
48	GK 0129687	ONE-WAY RESTRICTOR
49	GK 0105476	RE-DUCTION PIECE

INTERNAL GRINDING ATTACHMENT FOR I.D. SPINDLE

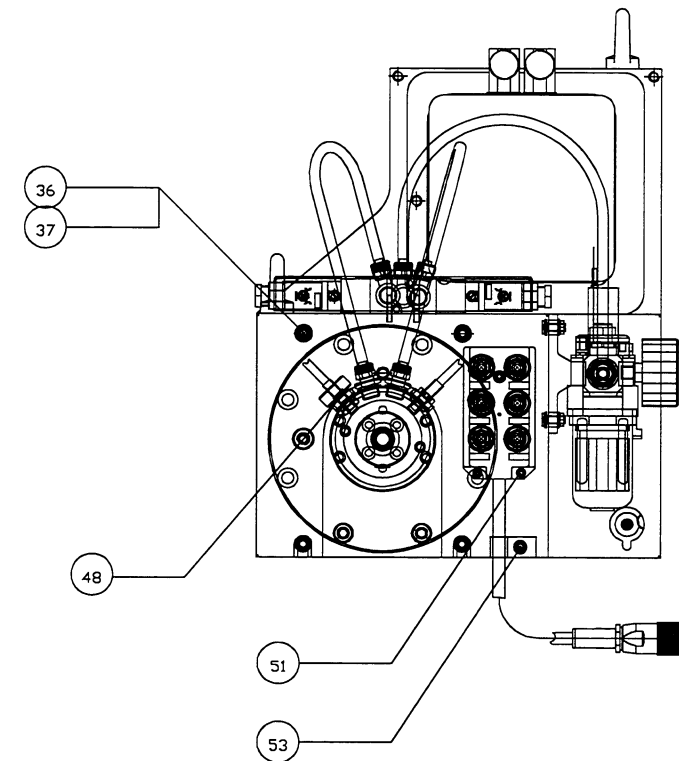
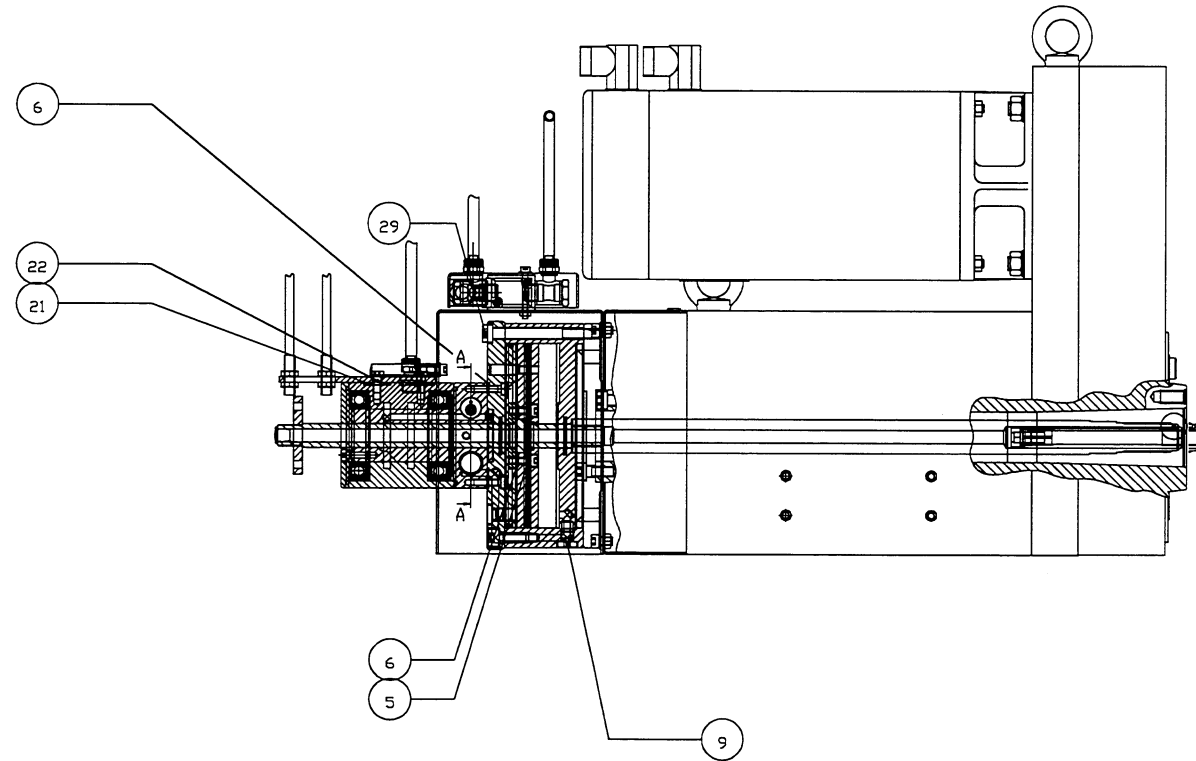


ITEM	PART NUMBER	DESCRIPTION
1	GK 0100165	M 10 X 40 I-6KT-ZYL-SCHR
2	GK 0100234	M 6 X 10 I-6KT-ZYL-SCHR
9	GK 0133862	INTERNAL GRINDING SUPPORT
10	GK 0105495	M 10 X 50 I-6KT-ZYL-SCHR
11	GK 0133620	INTERMEDIATE/MIDDLE BLOCK
13	GK 0133143	VECTOR
24	GK 0133109	BOLT
25	GK 0133121	TIGHTENER
27	GK 0100556	35,5/51,5X0,6 TEL-FED K
28	GK 0100065	M 4 X 12 I-6KT-ZYL-SCHR
29	GK 0100080	M 10 X 25 I-6KT-ZYL-SCHR
32	GK 0100106	M 8 X 25 I-6KT-ZYL-SCHR
33	GK 0133739	140X2.0 O-RING STAT
34	GK 0133738	145X2.5 O-RING STAT
35	GK 0133130	BUILT-IN DC MOTOR
37	GK 0127785	M 3 X 12 I-6KT-ZYL-SCHR
38	GK 0134967	APPRDACH SWITCH COMPLETE LENGTH OF CABLE
39	GK 0133856	HOLDER
40	GK 0100102	M 6 X 20 I-6KT-ZYL-SCHR
41	GK 0117195	PIPE CLIP, SINGLE ENDED
43	GK 0100174	M 10 X160 I-6KT-ZYL-SCHR
44	GK 0133854	ANGLED NOZZLE
45	GK 0133853	MULTI-HOLE ANGLED NOZZLE
46	GK 0114814	JOINT PIECE
47	GK 0133858	COVER HOOD
49	GK 0134149	BELT GUARD, INTERNAL (GRINDING?)
50	GK 0124317	M 6 X 8 I-6KT-ZYL-SCHR
51	GK 0134126	DOWEL PIN
52	GK 0110647	36 X 3,0 O-RING STAT
54	GK 0137958	BELT GUARD, INTERNAL (GRINDING?)
56	GK 0100435	FUSE
57	GK 0133725	M 8X150 I-6KT-ZYL-SCHR.FE
61	GK 0126826	BALL VALVE FDR
62	GK 0107501	GF 92 3/8"
63	GK 0112480	PIPE SOCKET
64	GK 0107522	HOSE CLAMP
65	GK 0133764	UNIVERSAL HOSE
66	GK 0100900	20 X 2,5 O-RING STAT
68	GK 0112017	GF 90 3/8" WI
69	GK 0133851	REDUCTION
70	GK 0133859	LINEAR BALL BEARING
71	GK 0134966	APPRDACH SWITCH COMPLETE LENGTH OF CABLE
72	GK 0100259	M 5 X 5 GEW-STI
73	GK 0133857	PLATE
74	GK 0100120	M 4 X 20 I-6KT-ZYL-SCHR
78	GK 0133852	D16-HUB138 ISO 6432 ROUND
79	GK 0133855	GUIDE/CONTROL
80	GK 0100090	M 4 X 16 I-6KT-ZYL-SCHR
81	GK 0133741	INTERNAL GRINDING
82	GK 0123211	PIPE SOCKET
83	GK 0107495	BDW
84	GK 0133860	WITH INTERNAL (GRINDING?)

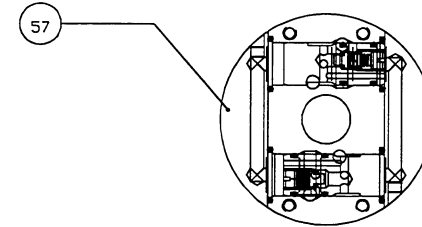
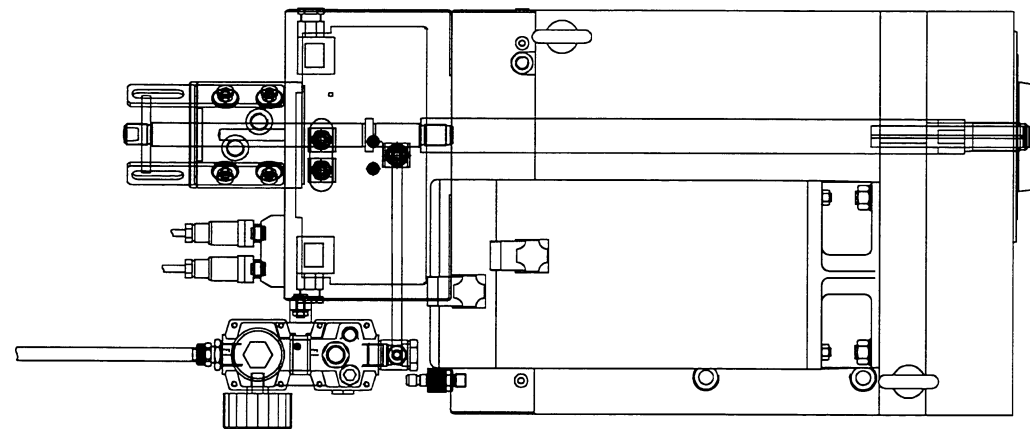
INTERNAL GRINDING ATTACHMENT FOR I.D. SPINDLE



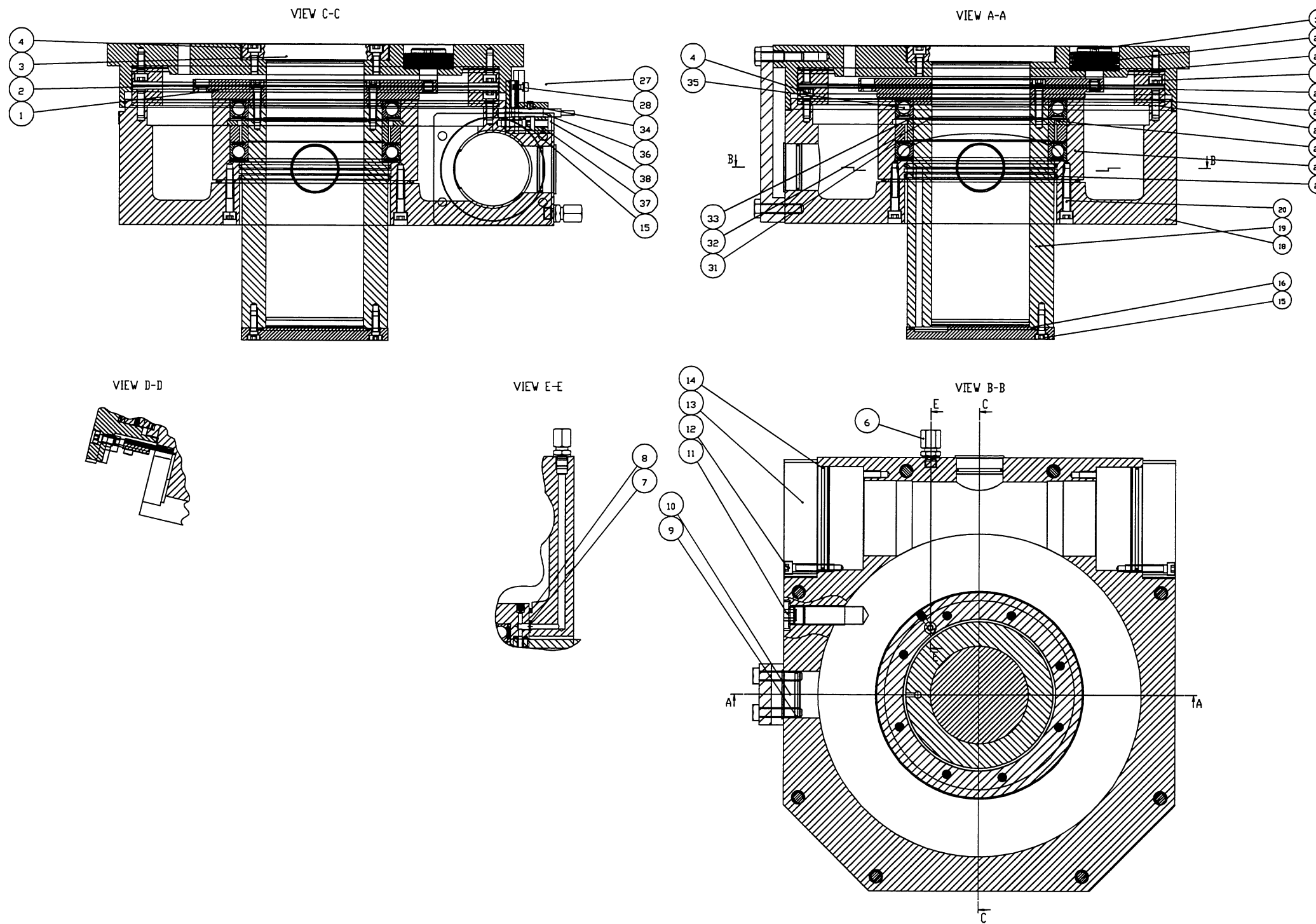
ITEM	PART NUMBER	DESCRIPTION
2	GK 0100234	M 6 X 10 I-6KT-ZYL-SCHR



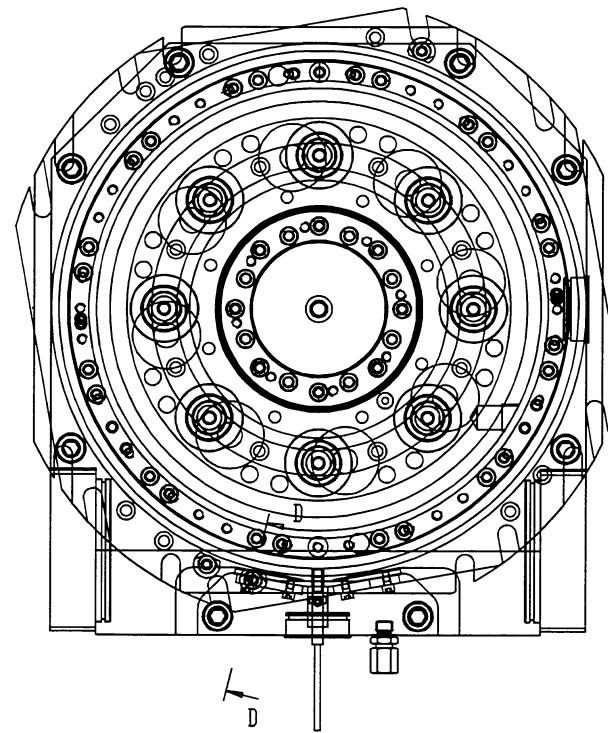
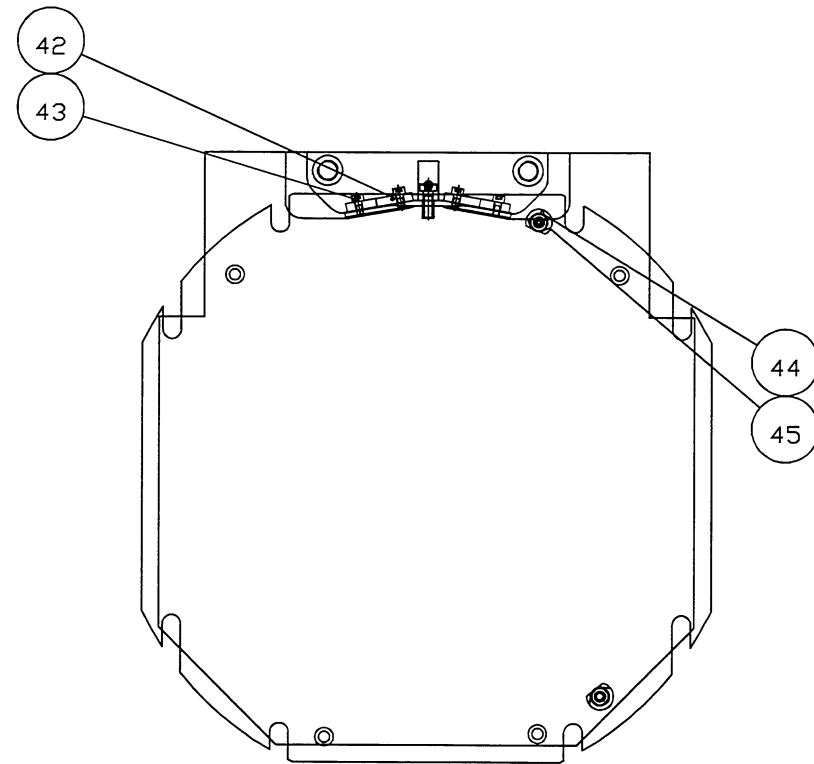
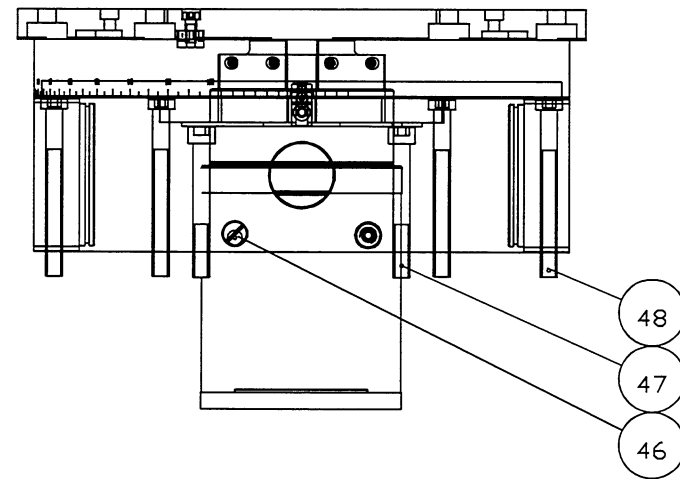
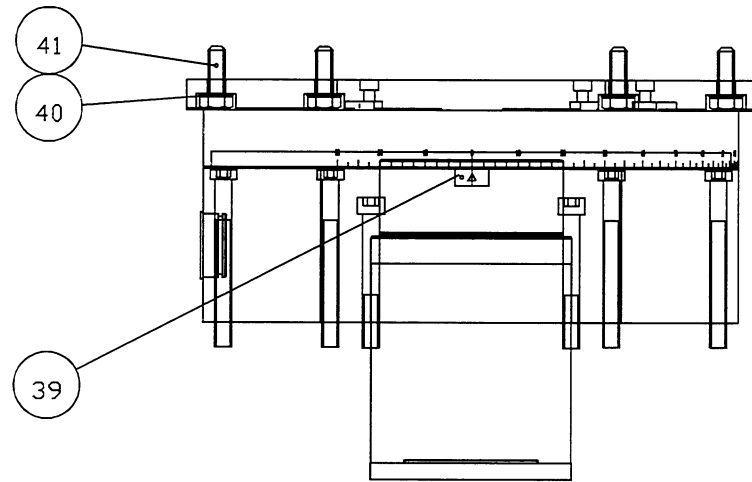
VIEW A-A



ITEM	PART NUMBER	DESCRIPTION
5	GK 0106493	18 X 2,0 O-RING STAT
6	GK 0100878	6 X 1,5 O-RING STAT
9	GK 0132392	LOCK (SCH)
21	GK 0100436	WASHER
22	GK 0100071	M 6 X 12 I-6KT-ZYL-SCHR
29	GK 0100160	M 8 X 80 I-6KT-ZYL-SCHR
36	GK 0100099	M 6 X 10 I-6KT-ZYL-SCHR
37	GK 0100434	FUSE
48	GK 0100435	FUSE
51	GK 0100090	M 4 X 16 I-6KT-ZYL-SCHR
53	GK 0124317	M 6 X 8 I-6KT-ZYL-SCHR
57	GK 0100102	M 6 X 20 I-6KT-ZYL-SCHR

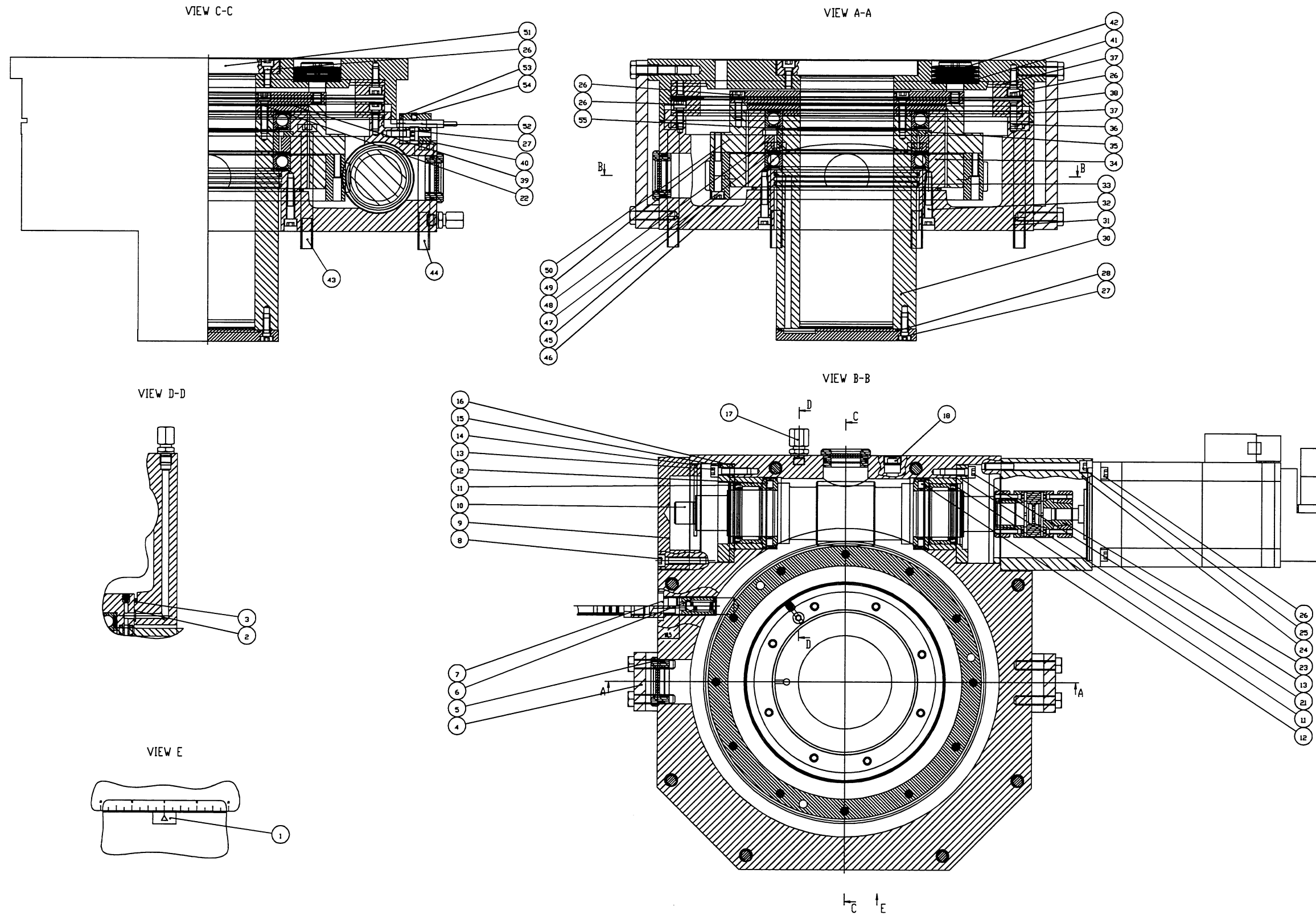


ITEM	PART NUMBER	DESCRIPTION
1	GK 0132505	BEARING MOUNTING FLANGE
2	GK 0100142	M 6 X 25 I-6KT-ZYL-SCHR
3	GK 0132504	GUIDE PILLAR
4	GK 0100101	M 6 X 16 I-6KT-ZYL-SCHR
6	GK 0110110	SCREW FITTING
7	GK 0118573	7 X 1.5 O-RING STAT
8	GK 0132065	155 X 3.0 O-RING
9	GK 0112120	34 X 2.0 O-RING STAT
10	GK 0132484	COVER PLATE OR SEALING COVER
11	GK 0132438	VSTI M 16X1,5-ED CLOSURE
12	GK 0100143	M 6 X 30 I-6KT-ZYL-SCHR
13	GK 0132485	ABSCHLUSSFLANSCH
14	GK 0119802	82 X 2 O-RING STAT
15	GK 0100072	M 6 X 16 I-6KT-ZYL-SCHR
16	GK 0132514	90 X 2,5 O-RING
18	GK 0130012	HOUSING
19	GK 0132961	GUIDE TUBE
20	GK 0100144	M 6 X 35 I-6KT-ZYL-SCHR
21	GK 0124917	120.32X2.62 O-RING NR.158
22	GK 0132962	BEARING FLANGE
23	GK 0132439	SECURING RING J140 X 4.0
24	GK 0100650	6 X 22 PIN
25	GK 0132428	ANNULAR GEAR, SERRATED 300-250-14
26	GK 0130466	MOUNTING FLANGE
27	GK 0130002	COVER
28	GK 0130003	LIMIT SWITCH MOUNTING
29	GK 0132493	DISK SPRING
30	GK 0132503	TRIPDOG OR STOP PIN
31	GK 0132482	BEARING RING, OUTSIDE
32	GK 0132465	80 X 2,5 O-RING
33	GK 0132481	BEARING RING, INSIDE
34	GK 0100318	M 5 X 6 I-6KT-GEW-STI
35	GK 0132489	61822.2RS BEARING
36	GK 0121738	PROXIMITY SWITCH
37	GK 0130016	DISTANCE R
38	GK 0100099	M 6 X 10 I-6KT-ZYL-SCHR

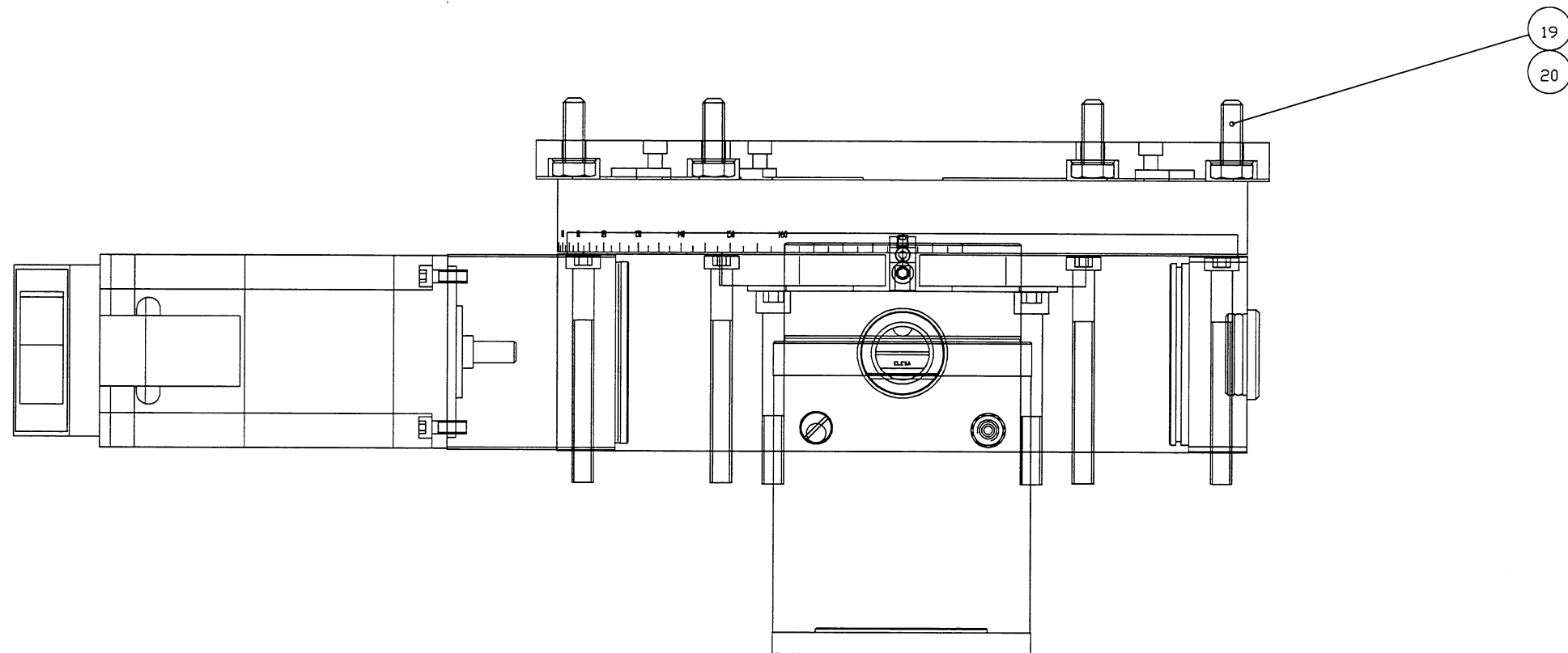


ITEM	PART NUMBER	DESCRIPTION
39	GK 0115219	REFERENCE POINT MARKING
40	GK 0100436	WASHER
41	GK 0100016	M 10 X 30 6KT-SCHR
42	GK 0132488	STOP PLATE
43	GK 0100087	M 4 X 8 I-6KT-ZYL-SCHR
44	GK 0132487	STOP LIFTER
45	GK 0100071	M 6 X 12 I-6KT-ZYL-SCHR
46	GK 0116036	PG 9 PIPE PLUG
47	GK 0100169	M 10 X 80 I-6KT-ZYL-SCHR
48	GK 0122211	M 10 X100 I-6KT-ZYL-SCHR

SWIVEL SYSTEM, AUTO INDEX

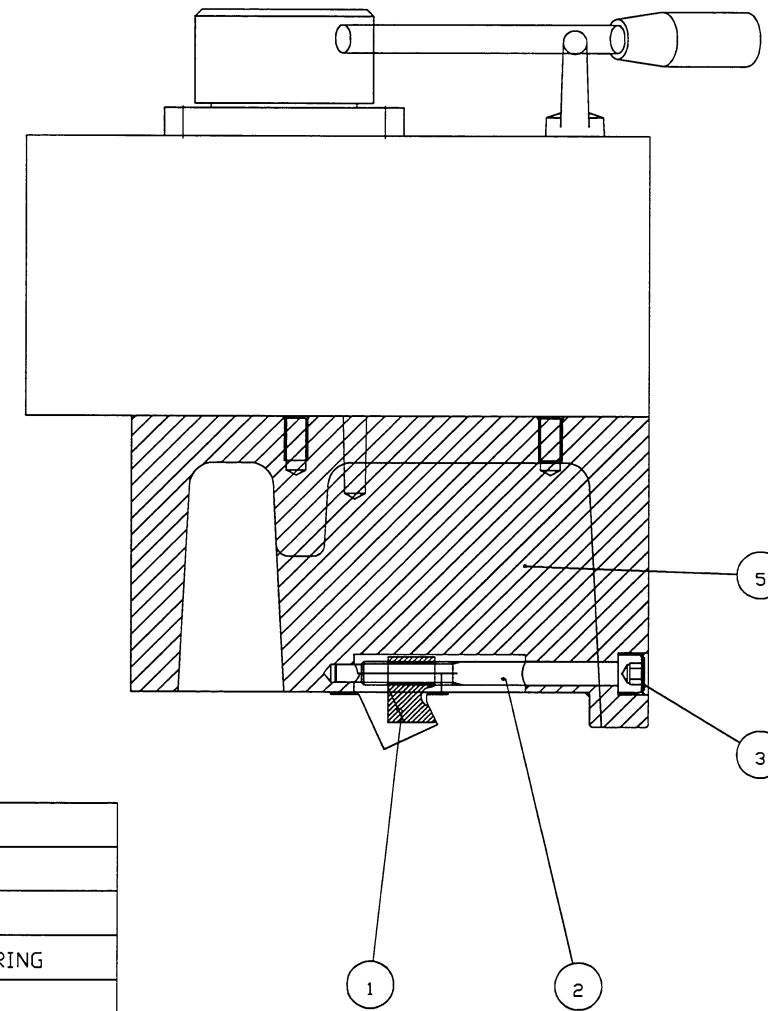
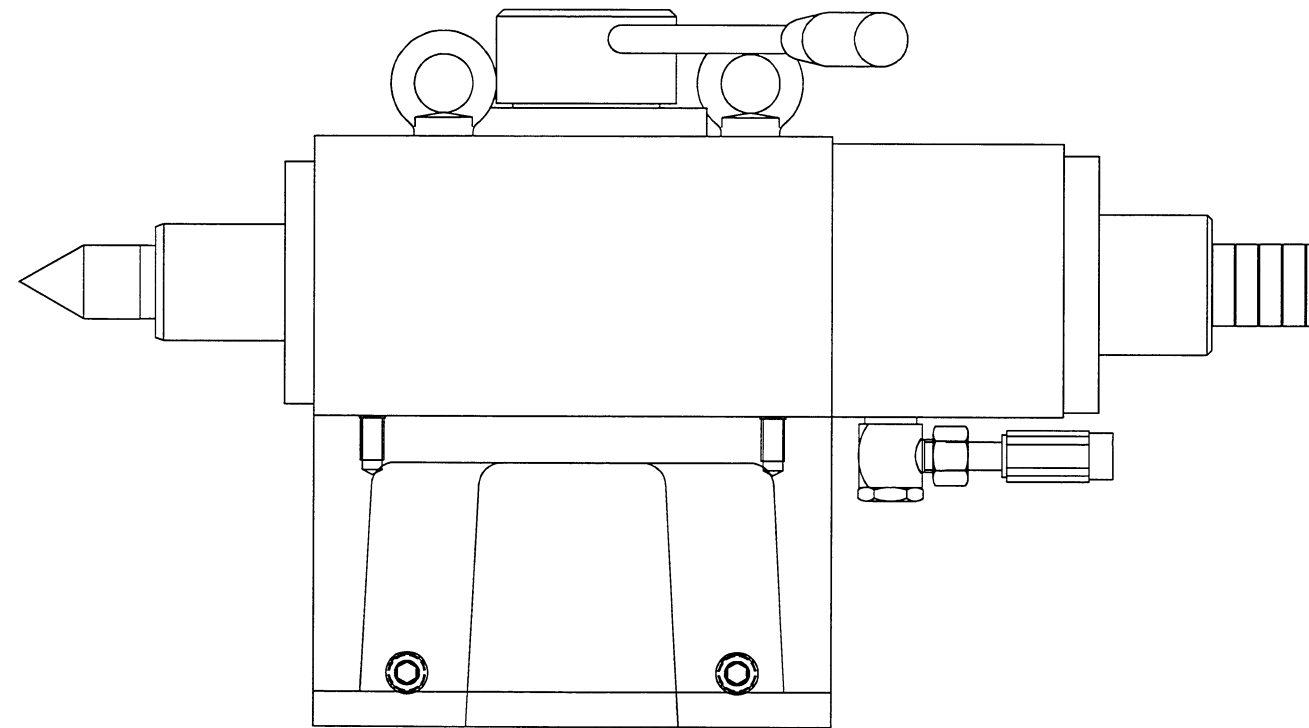


ITEM	PART NUMBER	DESCRIPTION
1	GK 0115219	REFERENCE POINT MARKING
2	GK 0118573	7 X 15 O-RING STAT
3	GK 0132065	155 X 3.0 O-RING
4	GK 0132062	TRANSPORT SAFETY BAR
5	GK 0132964	OIL VIEWING GLASS
6	GK 0114780	CHECK VALVE
7	GK 0132438	VSTI M 16X1,5-ED CLOSURE
8	GK 0100143	M 6 X 30 I-6KT-ZYL-SCHR
9	GK 0132485	ABSCHLUSSFLANSCH
10	GK 0132623	WORM SHAFT
11	GK 0126663	OIL-SEAL RING 40/52x6
12	GK 0118512	NICKR 40 PIN-AX-ZYL-RL
13	GK 0100102	M 6 X 20 I-6KT-ZYL-SCHR
14	GK 0119802	Ø2 X 2 O-RING STAT
15	GK 0126667	BEARING BUSH
16	GK 0118415	ADJUSTING RING
17	GK 0110110	SCREW FITTING
18	GK 0116036	PG 9 PIPE PLUG
21	GK 0126665	BEARING BUSH
22	GK 0100142	M 6 X 25 I-6KT-ZYL-SCHR
23	GK 0131586	SHAFT COUPLING
24	GK 0130017	MOTOR FLANGE
25	GK 0100150	M 6 X 80 I-6KT-ZYL-SCHR
26	GK 0100101	M 6 X 16 I-6KT-ZYL-SCHR
27	GK 0100072	M 6 X 16 I-6KT-ZYL-SCHR
28	GK 0132514	90 X 2,5 O-RING
30	GK 0132961	GUIDE TUBE
31	GK 0130012	HOUSING
32	GK 0100144	M 6 X 35 I-6KT-ZYL-SCHR
33	GK 0124917	120.32X2.62 O-RING NR.158
34	GK 0132962	BEARING FLANGE
35	GK 0132439	SECURING RING J140 X 4.0
36	GK 0100650	6 X 22 PIN
37	GK 0132428	ANNULAR GEAR, SERRATED 300-250-14
38	GK 0130466	MOUNTING FLANGE
39	GK 0132505	BEARING MOUNTING FLANGE
40	GK 0130016	DISTANCE R
41	GK 0132493	DISK SPRING
42	GK 0132503	TRIPDOG OR STOP PIN
43	GK 0122211	M 10 X100 I-6KT-ZYL-SCHR
44	GK 0100169	M 10 X 80 I-6KT-ZYL-SCHR
45	GK 0100147	M 6 X 50 I-6KT-ZYL-SCHR
46	GK 0132489	61822.2RS BEARING
47	GK 0132481	BEARING RING, INSIDE
48	GK 0132482	BEARING RING, OUTSIDE
49	GK 0132622	SPUR WHEEL HELICAL GEARED
50	GK 0132624	SPUR WHEEL/ CYLINDER GEAR FLANGE
51	GK 0132504	GUIDE PILLAR
52	GK 0121738	PROXIMITY SWITCH
53	GK 0137331	DISTANCER
54	GK 0100318	M 5 X 6 I-6KT-GEW-STI
55	GK 0132465	80 X 2,5 O-RING



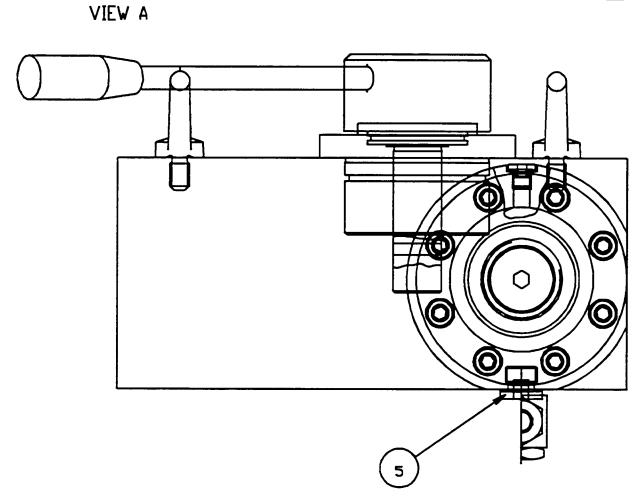
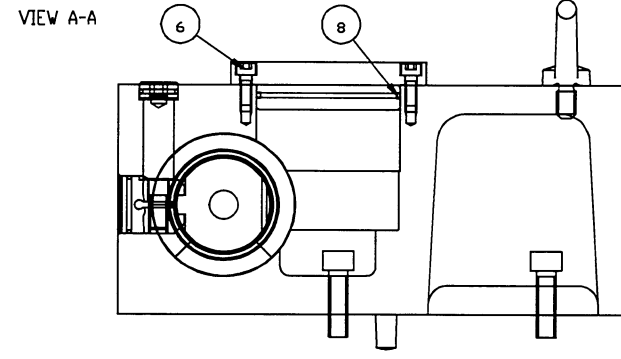
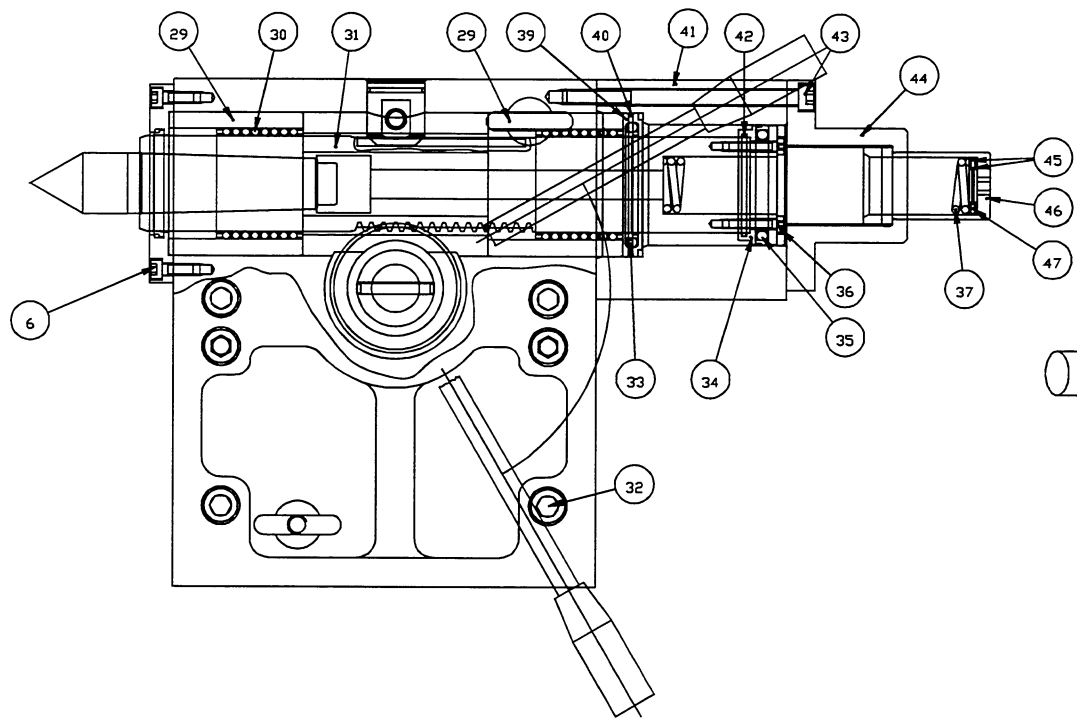
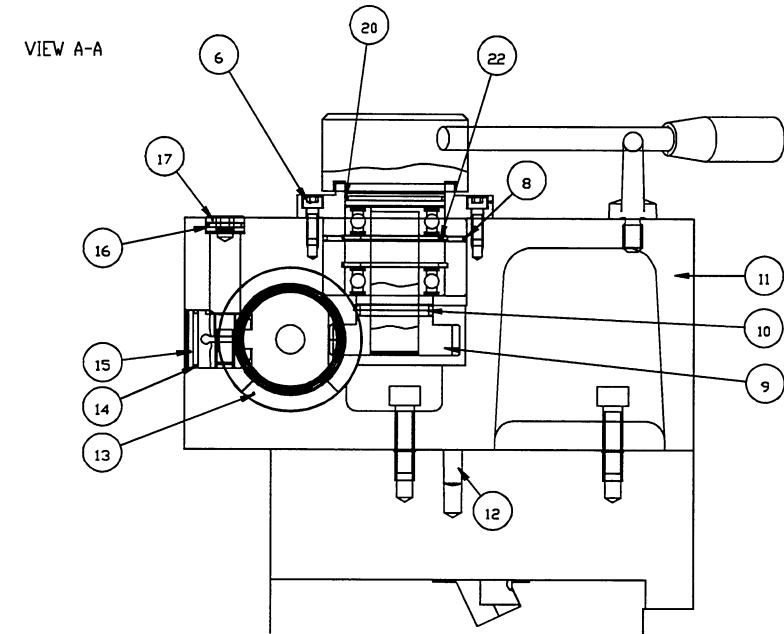
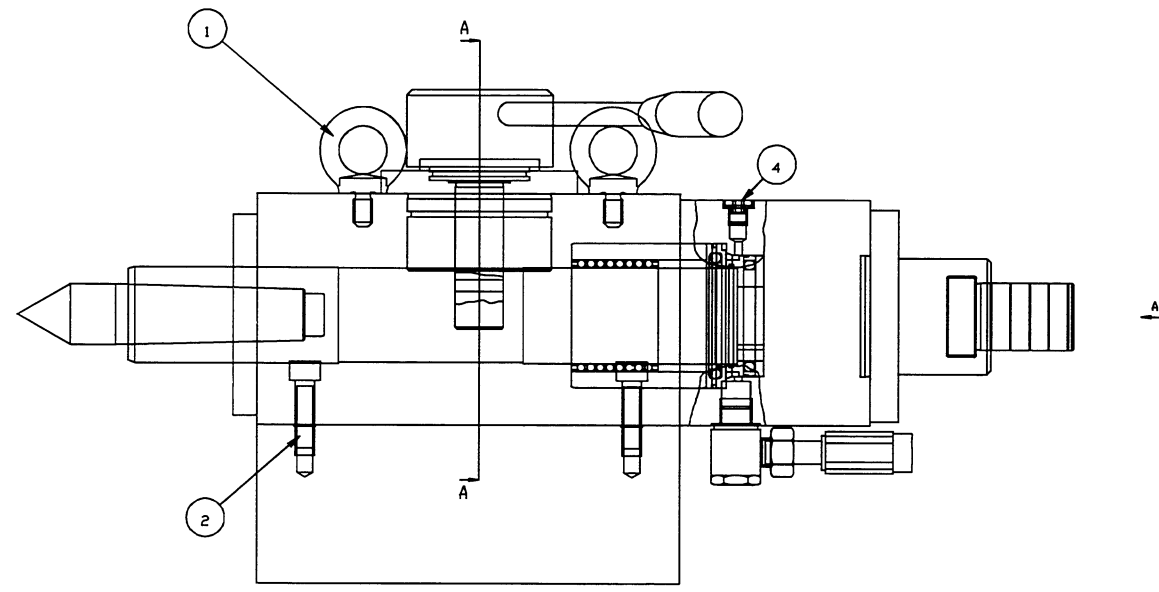
ITEM	PART NUMBER	DESCRIPTION
19	GK 0100016	M 10 X 30 6KT-SCHR
20	GK 0100436	WASHER

TAILSTOCK MOUNTING ASSEMBLY



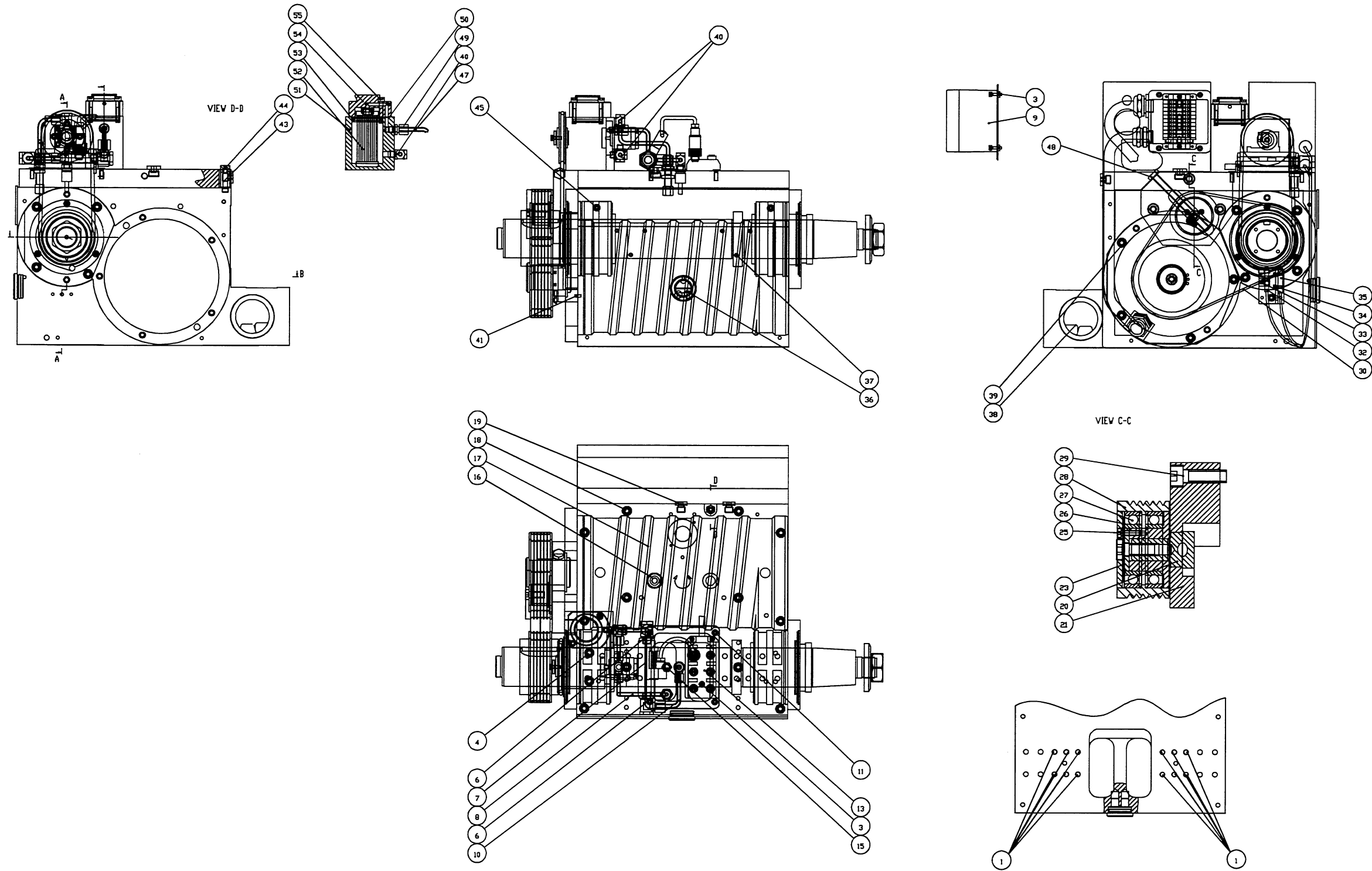
ITEM	PART NUMBER	DESCRIPTION
1	GK 0119964	GROOVE STONE
2	GK 0132511	LOCKING SCREW
3	GK 0121327	SEEGER TOOTHED CIRCLIP RING
5	GK 0131074	BASE

TAILSTOCK ASSEMBLY

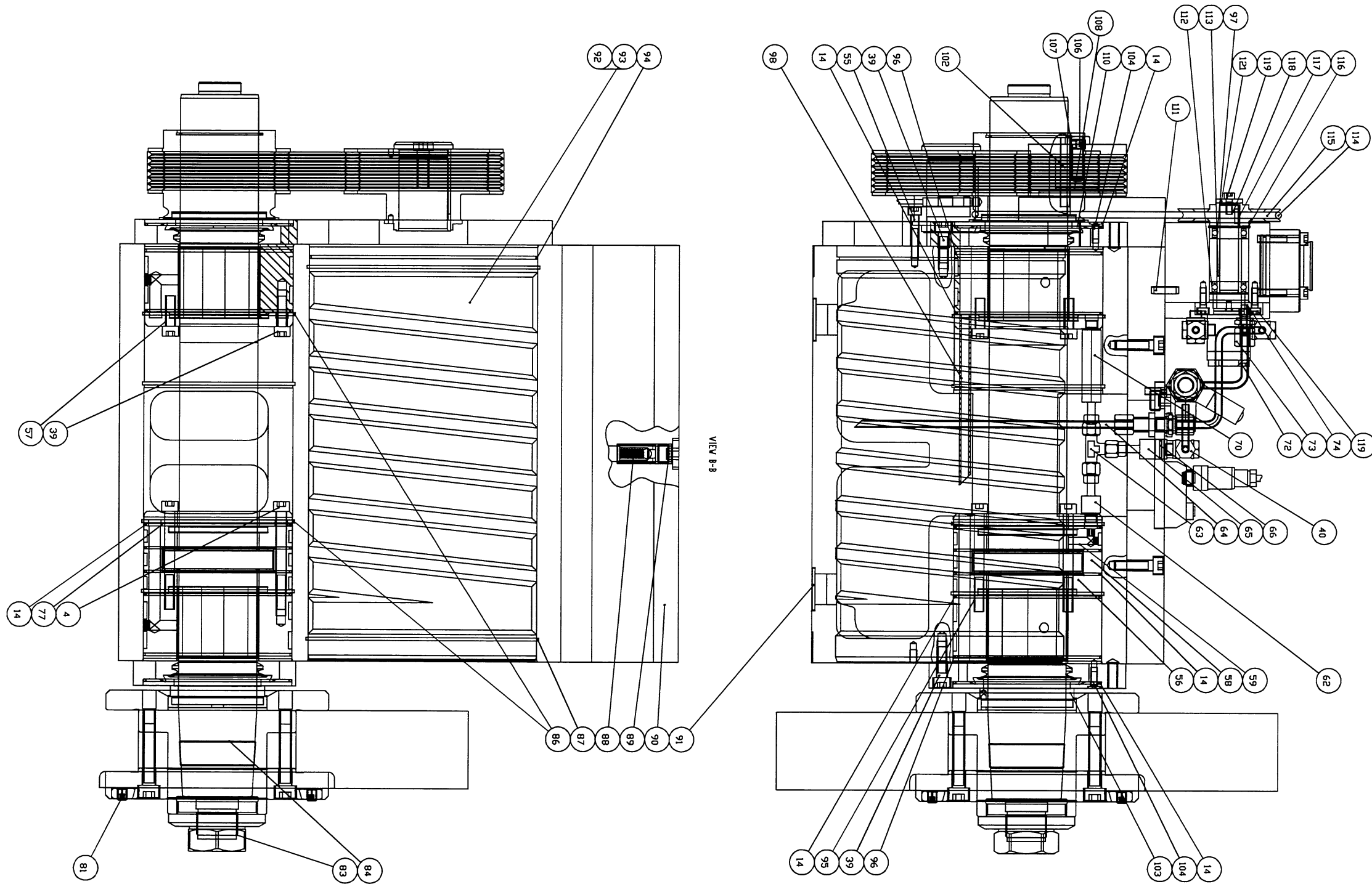


ITEM	PART NUMBER	DESCRIPTION
1	GK 0100378	RING OR EYE SCREW
2	GK 0100164	M 10 X 35 I-6KT-ZYL-SCHR
4	GK 0132392	LOCK (SCH)
5	GK 0132394	SCREWED SEALING PLUG VSTI R 3-8-ED
6	GK 0100101	M 6 X 16 I-6KT-ZYL-SCHR
8	GK 0100816	70 X 2,5 O-RING DYN
9	GK 0131064	SPUR WHEEL/CYLINDER GEAR
10	GK 0100653	6 X 40 PIN
11	GK 0131057	FOOT STOCK HOUSING
12	GK 0100746	10 X 40 KEG-STI + I-GEW
13	GK 0131054	INTERMEDIATE PIECE
14	GK 0100909	26 X 2,0 O-RING STAT
15	GK 0119812	CAMPING TAPPET
16	GK 0117771	16 X 2,0 O-RING STAT
17	GK 0122811	LOCKING SCREW
20	GK 0132388	48 X 2,0 O-RING STAT
22	GK 0100519	SEEGER CIRCLIP RETENTION
29	GK 0131059	BUSH
30	GK 0131061	BALL BEARING RETAINER
31	GK 0131051	SPINDLE SLEEVE
32	GK 0102843	M 20 X 20 I-6KT-GEW-STI
33	GK 0131067	GS-55013-0500-5K 331-8307
34	GK 0132164	PISTON
35	GK 0132165	GS-55014-0630-46-K 328-83
36	GK 0125598	M 5 X 25 I-6KT-ZYL-SCHR
37	GK 0100619	4,0 X29 X237 DR-FED
39	GK 0132161	RING
40	GK 0100931	70 X 2,0 O-RING STAT
41	GK 0132162	FOOT STOCK CYLINDER
42	GK 0121862	50 X 2,0 O-RING STAT
43	GK 0100163	M 8 X120 I-6KT-ZYL-SCHR
44	GK 0132163	CYLINDER LID
45	GK 0105212	AXIAL BEARING (SCH?)
46	GK 0103111	ADJUSTING NUT
47	GK 0105205	(AXK) NEEDLE CAGE OR RETAINER RING

WHEEL HEAD

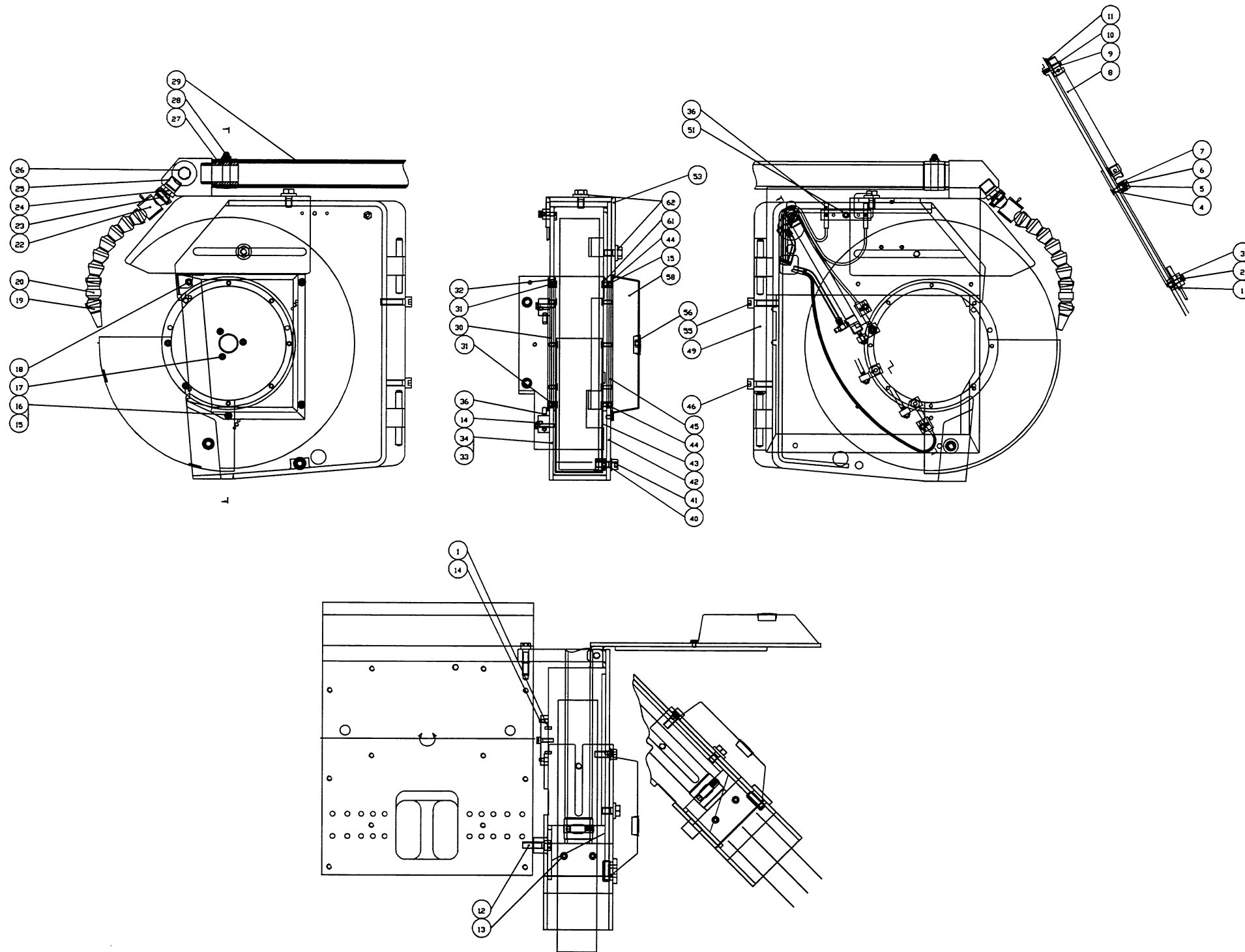


ITEM	PART NUMBER	DESCRIPTION
1	GK 0100700	SEAL TAPPET
3	GK 0100090	M 4 X 16 I-6KT-ZYL-SCHR
4	GK 0100160	M 8 X 80 I-6KT-ZYL-SCHR
6	GK 0105486	WELD COUPLING
7	GK 0134972	FLOW SWITCH
8	GK 0133601	FOOTPIPE LID-PUMP
9	GK 0133724	CONDUIT BOX
10	GK 0133603	FLOW DETECTOR
11	GK 0112411	M 6 X 16 I-6KT-ZYL-SCHR
13	GK 0136824	LUMBERG (=NAME) ACTOR-SENSOR BOX
15	GK 0136691	COMPRESSED AIR SOUND ABSORBER
16	GK 0132994	SCREWED SEALING PLUG VSTI R 3-8-ED
17	GK 0133612	BASE PLATE
18	GK 0100153	M 8 X 30 I-6KT-ZYL-SCHR
19	GK 0132993	LOCK CSCHD
20	GK 0133108	BASE PLATE
21	GK 0133109	BOLT
23	GK 0100080	M 10 X 25 I-6KT-ZYL-SCHR
25	GK 0100065	M 4 X 12 I-6KT-ZYL-SCHR
26	GK 0100556	35,5/51,5X0,6 TEL-FED K
27	GK 0133122	DEEP GROOVE BALL BEARING
28	GK 0133112	TIGHTENER
29	GK 0100164	M 10 X 35 I-6KT-ZYL-SCHR
30	GK 0133145	PILYFLEX (=NAME) GUSSET
32	GK 0134966	APPROACH SWITCH COMPLETE LENGTH OF CABLE
33	GK 0100319	M 5 X 8 I-6KT-GEV-STI
34	GK 0127785	M 3 X 12 I-6KT-ZYL-SCHR
35	GK 0134967	APPROACH SWITCH COMPLETE LENGTH OF CABLE
36	GK 0132964	OIL VIEWING GLASS
37	GK 0100324	M 6 X 10 I-6KT-GEV-STI
38	GK 0133615	DISK
39	GK 0100106	M 8 X 25 I-6KT-ZYL-SCHR
40	GK 0122054	WELDED COUPLING
41	GK 0100639	4 X 10 PIN
43	GK 0137841	EXTENSION
44	GK 0137842	SINTERED BRONZE FILTER
45	GK 0124317	M 6 X 8 I-6KT-ZYL-SCHR
47	GK 0133602	PRESSURE PIPE FILTER FLOW
48	GK 0129507	M 10 X 120 6KT-SCHR
49	GK 0110110	SCREW FITTING
50	GK 0100878	6 X 1,5 O-RING STAT
51	GK 0133120	HOUSING PROCESSING
52	GK 0130129	FILTER ELEMENT (BNT)
53	GK 0100921	45 X 2,0 O-RING STAT
54	GK 0133119	FILTER LID
55	GK 0100144	M 6 X 35 I-6KT-ZYL-SCHR

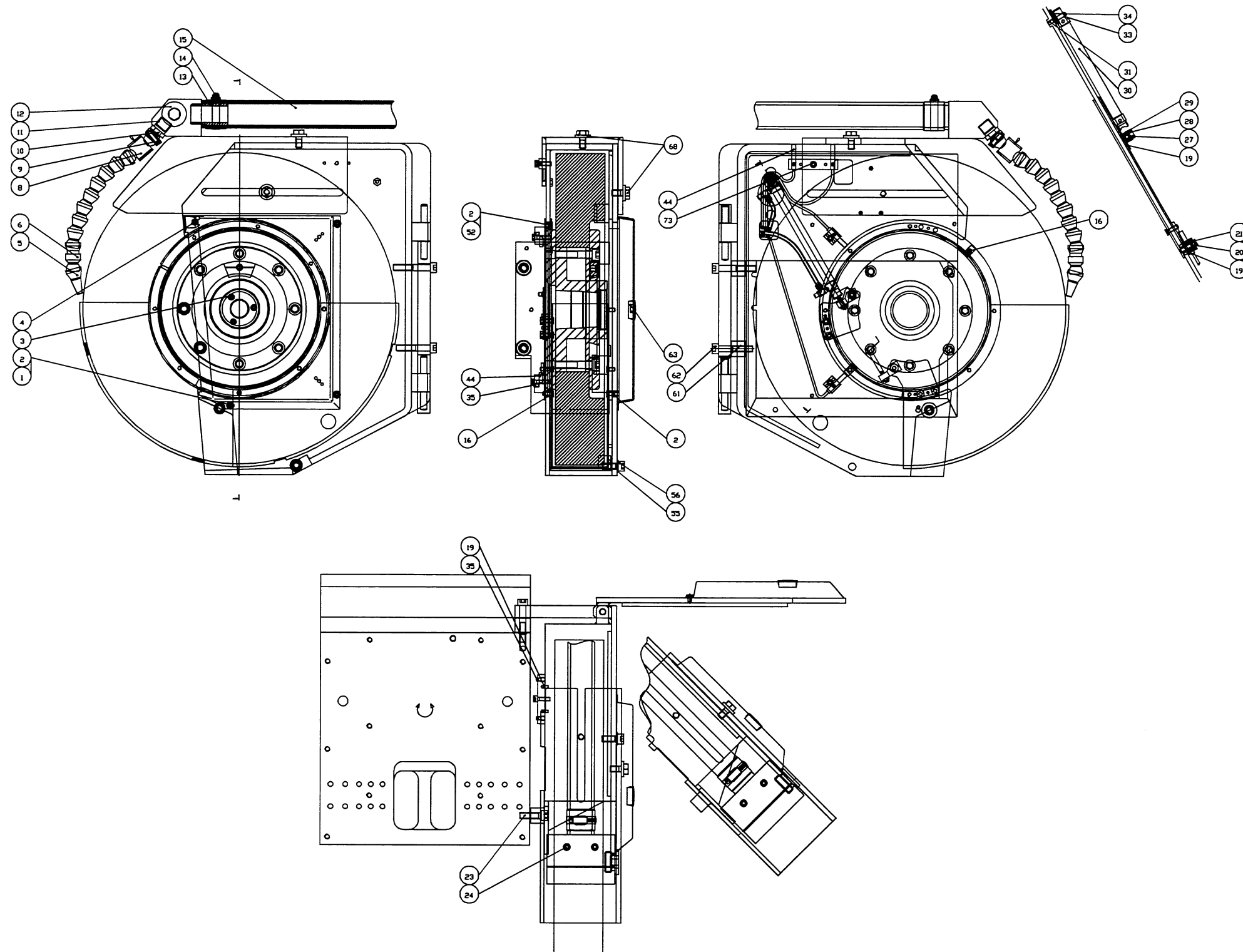


ITEM	PART NUMBER	DESCRIPTION
4	GK 0100160	M 8 X 80 I-6KT-ZYL-SCHR
14	GK 0133710	115 X 2,0 O-RING STAT
39	GK 0100106	M 8 X 25 I-6KT-ZYL-SCHR
40	GK 0122054	WELDED COUPLING
55	GK 0100144	M 6 X 35 I-6KT-ZYL-SCHR
56	GK 0133277	AXIAL BEARING
57	GK 0133281	RADIAL BEARING LEFT
58	GK 0133279	DISTANCER
59	GK 0133278	LEFT
62	GK 0133606	CONNECTOR
63	GK 0121086	T-COUPLING
64	GK 0133600	SUCTION PIPE
65	GK 0133604	CONNECTOR
66	GK 0102852	12 X 1,5 O-RING STAT
70	GK 0133605	CONNECTOR
72	GK 0100140	M 5 X 45 I-6KT-ZYL-SCHR
73	GK 0133113	INTERNAL GEARED WHEEL PUMP
74	GK 0133114	PUMP FLANGE
77	GK 0133280	AXIAL BEARING RIGHT
81	GK 0100329	M 8 X 10 I-6KT-GEW-STI
83	GK 0114188	COLLAR NUT
84	GK 0133021	GRINDING SPINDLE GRINDING DISK
86	GK 0133712	120 X 2,0 O-RING STAT
87	GK 0133711	185 X 2,0 O-RING STAT
88	GK 0114780	CHECK VALVE
89	GK 0132438	VSTI M 16X1,5-ED CLOSURE
90	GK 0133140	GRINDING HEAD HOUSING
91	GK 0133614	SEAL PLATE
92	GK 0133126	BUILT-IN 3 PHASE AC MOTOR
94	GK 0133714	180 X 2,0 O-RING STAT
95	GK 0133275	RIGHT
96	GK 0132466	116 X 2,0 O-RING
97	GK 0133123	DEEP GROOVE BALL BEARING
98	GK 0133607	RETURN PIPE
102	GK 0128200	BLOCK
103	GK 0133124	LABYRINTH RING - DISK SIDE
104	GK 0103940	M 5 X 12 I-6KT-ZYL-SCHR
106	GK 0105046	M 8 X 12 I-6KT-GEW-STI
107	GK 0133717	68 X 1,5 SPR-RING SB 68
108	GK 0133297	V-BELT DISK
110	GK 0133296	BELT SIDE
111	GK 0100650	6 X 22 PIN
112	GK 0100549	DISK SPRING
113	GK 0133117	DISTANCER
114	GK 0105506	ROUND BELT
115	GK 0133115	ROUND BELT DISK
116	GK 0100513	SEEGER CIRCLIP
117	GK 0100660	SPRING BLOCK
118	GK 0133116	SHAFT
119	GK 0100095	M 5 X 12 I-6KT-ZYL-SCHR
121	GK 0100456	FUSE

WHEEL GUARD, 16"

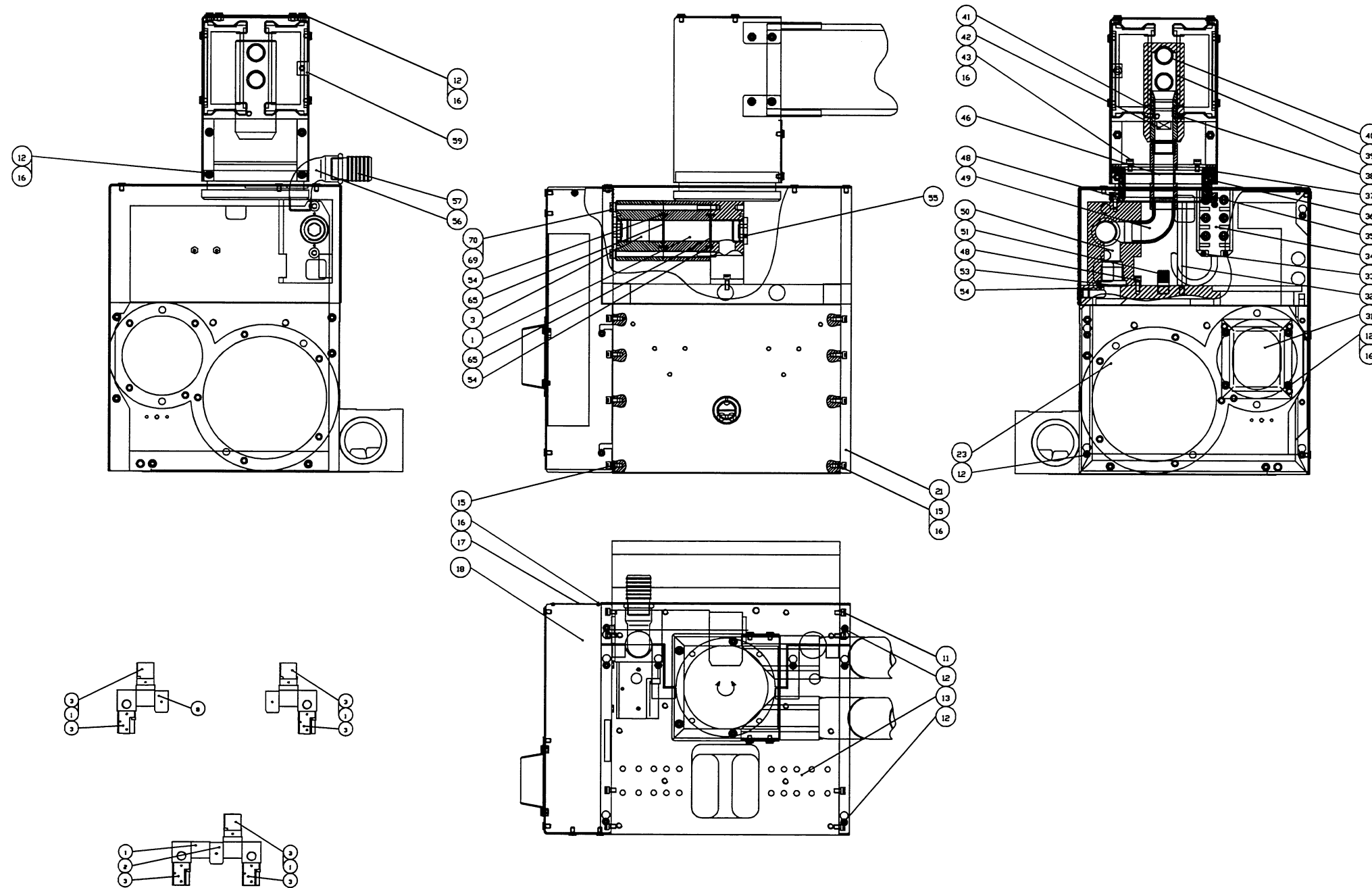


ITEM	PART NUMBER	DESCRIPTION
1	GK 0100639	4 X 10 PIN
2	GK 0100713	M 6 X 25 I-6KT-ZYL-SCHR
3	GK 0133366	HOLDER
4	GK 0114212	M 6 X 25 I-6KT-ZYL-SCHR
5	GK 0133362	BUSH
6	GK 0105125	PLAIN BEARING BUSH
7	GK 0133364	CATCH
8	GK 0133138	D16-HUB138 ISO 6432 ROUND
9	GK 0117704	SEEGER CIRCLIP
10	GK 0133363	BEARING BOLT
11	GK 0137298	CABLE SAFETY FUSE
12	GK 0100164	M 10 X 35 I-6KT-ZYL-SCHR
13	GK 0100148	M 6 X 60 I-6KT-ZYL-SCHR
14	GK 0100319	M 5 X 8 I-6KT-GEW-STI
15	GK 0100434	FUSE
16	GK 0100234	M 6 X 10 I-6KT-ZYL-SCHR
17	GK 0124317	M 6 X 8 I-6KT-ZYL-SCHR
18	GK 0112764	M 6 X 8 6KT-SCHR
19	GK 0122997	SHEET DIE
20	GK 0133624	CHECK VALVE
22	GK 0133371	BALL VALVE
23	GK 0134125	SHACKLE/STRAD WITH LOCKING SCREW
24	GK 0125156	THREADED NIPPLE
25	GK 0133622	DISTRIBUTOR PIECE
26	GK 0133722	LOCK (SCH)
27	GK 0123211	PIPE SOCKET
28	GK 0107467	HOSE CLAMP
29	GK 0133766	SPECIALTY HOSE
30	GK 0133360	SLIDE RING COVER
31	GK 0119417	M 6 X 12 I-6KT-ZYL-SCHR
32	GK 0133361	SLIDE RING COVER
34	GK 0133617	GUARD HOOD
36	GK 0134966	APPRODACH SWITCH COMPLETE LENGTH OF CABLE
40	GK 0100436	WASHER
41	GK 0100110	M 10 X 25 I-6KT-ZYL-SCHR
42	GK 0133618	PROTECTIVE LID
43	GK 0133142	CONTACT GUARD
44	GK 0112411	M 6 X 16 I-6KT-ZYL-SCHR
45	GK 0133358	COVER
46	GK 0100111	M 10 X 30 I-6KT-ZYL-SCHR
49	GK 0133619	MOUNTING PLATE
51	GK 0100102	M 6 X 20 I-6KT-ZYL-SCHR
53	GK 0133616	PROTECTIVE HOOD
55	GK 0100165	M 10 X 40 I-6KT-ZYL-SCHR
56	GK 0133723	COVER HOOD
58	GK 0133621	COVER
61	GK 0133359	COVER
62	GK 0103893	HEX SCREW



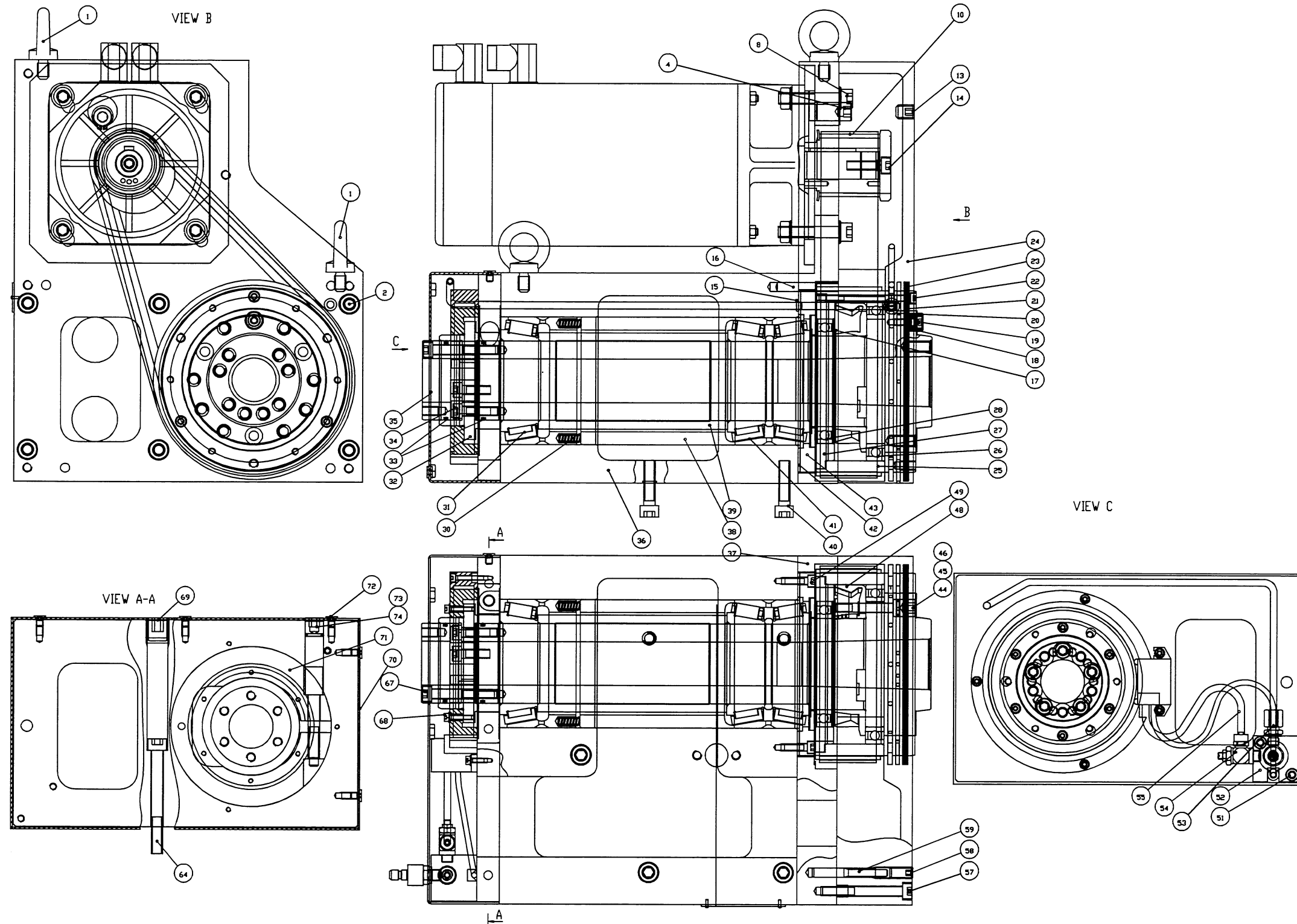
ITEM	PART NUMBER	DESCRIPTION
1	GK 0100434	FUSE
2	GK 0100234	M 6 X 10 I-6KT-ZYL-SCHR
3	GK 0124317	M 6 X 8 I-6KT-ZYL-SCHR
4	GK 0112764	M 6 X 8 6KT-SCHR
5	GK 0122997	SHEET DIE
6	GK 0133624	CHECK VALVE
8	GK 0133371	BALL VALVE
9	GK 0134125	SHACKLE/STRAD WITH LOCKING SCREW
10	GK 0125156	THREADED NIPPLE
11	GK 0133622	DISTRIBUTOR PIECE
12	GK 0133722	LOCK (SCH)
13	GK 0123211	PIPE SOCKET
14	GK 0107467	HOSE CLAMP
15	GK 0133766	SPECIALTY HOSE
16	GK 0112411	M 6 X 16 I-6KT-ZYL-SCHR
19	GK 0100639	4 X 10 PIN
20	GK 0100713	M 6 X 25 I-6KT-ZYL-SCHR
21	GK 0133366	HOLDER
23	GK 0100164	M 10 X 35 I-6KT-ZYL-SCHR
24	GK 0100148	M 6 X 60 I-6KT-ZYL-SCHR
27	GK 0133362	BUSH
28	GK 0105125	PLAIN BEARING BUSH
29	GK 0133364	CATCH
30	GK 0133138	D16-HUB138 ISO 6432 ROUND
31	GK 0133363	BEARING BOLT
33	GK 0117704	SEEGER CIRCLIP
34	GK 0137298	CABLE SAFETY FUSE
35	GK 0100319	M 5 X 8 I-6KT-GEW-STI
44	GK 0134966	APPROACH SWITCH COMPLETE LENGTH OF CABLE
52	GK 0119417	M 6 X 12 I-6KT-ZYL-SCHR
55	GK 0100436	WASHER
56	GK 0100110	M 10 X 25 I-6KT-ZYL-SCHR
63	GK 0133723	COVER HOOD
68	GK 0103893	HEX SCREW
73	GK 0100102	M 6 X 20 I-6KT-ZYL-SCHR

WHEEL HEAD COOLANT UNION



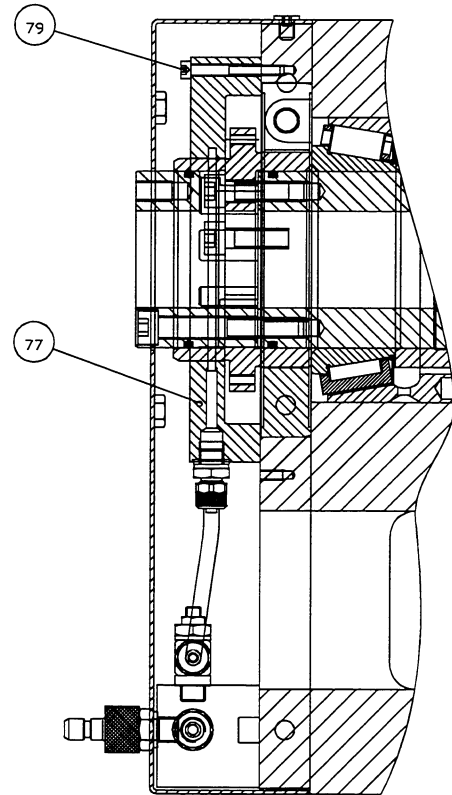
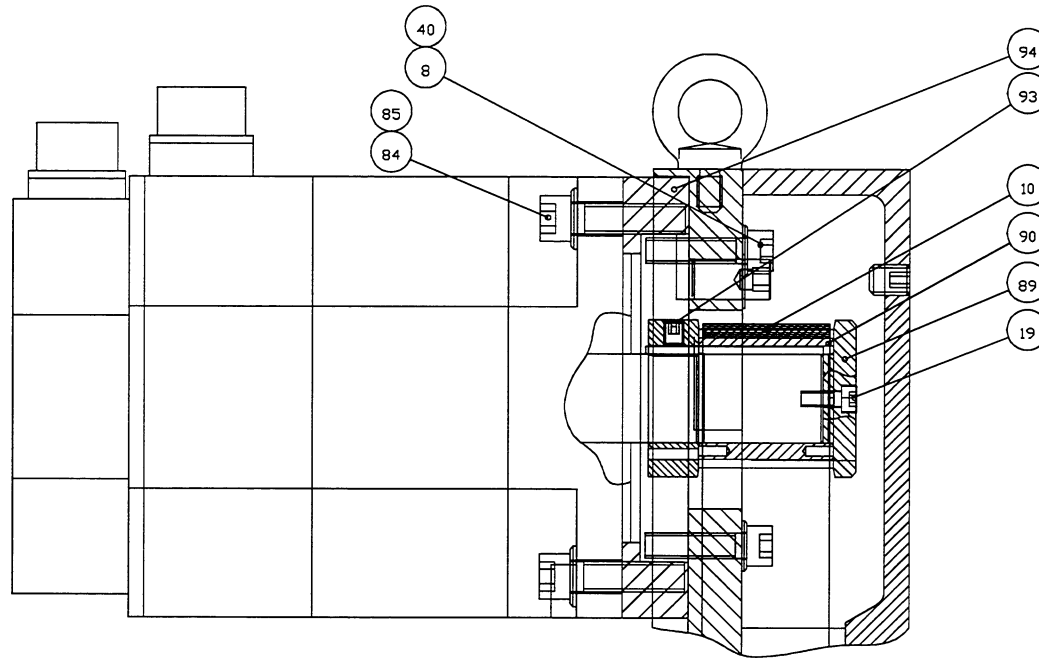
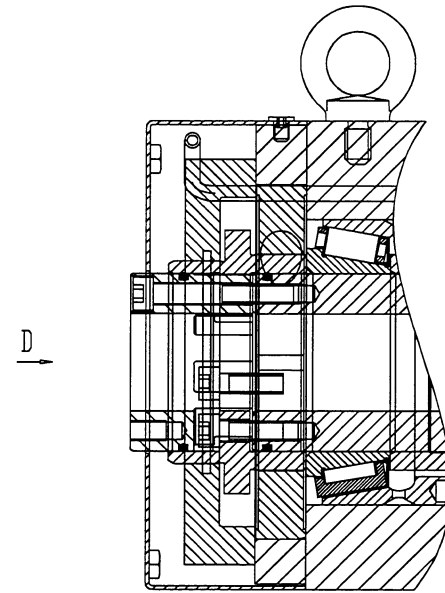
ITEM	PART NUMBER	DESCRIPTION
1	GK 0133620	INTERMEDIATE/MIDDLE BLOCK
3	GK 0133143	VECTOR
11	GK 0133357	COVER PLATE, REAR
12	GK 0100234	M 6 X 10 I-6KT-ZYL-SCHR
13	GK 0133356	FRONT
15	GK 0100099	M 6 X 10 I-6KT-ZYL-SCHR
16	GK 0100434	FUSE
17	GK 0133036	PDP RIVET
18	GK 0133354	BELT GUARD FRAME
21	GK 0133367	FRAME
23	GK 0133353	BELT GUARD LID
31	GK 0133355	COVER
32	GK 0133608	MOUNTING BOLT
33	GK 0100090	M 4 X 16 I-6KT-ZYL-SCHR
34	GK 0136824	ACTOR-SENSOR BOX
35	GK 0133610	GUIDE
36	GK 0100358	M 8 X 16 I-6KT-GEW-STI
37	GK 0123042	EXECUTION
38	GK 0105046	M 8 X 12 I-6KT-GEW-STI
39	GK 0138058	REVOLVING ARMATURE
40	GK 0104576	PIPE SOCKET
41	GK 0122889	DYNAMIC
42	GK 0138057	PIVOT
43	GK 0100100	M 6 X 12 I-6KT-ZYL-SCHR
46	GK 0137003	CONNECTION PIPE
48	GK 0100101	M 6 X 16 I-6KT-ZYL-SCHR
49	GK 0108026	GF 94 1" WI
50	GK 0133609	CONNECTION BOX
51	GK 0112480	PIPE SOCKET
53	GK 0100919	42 X 2.5 O-RING STAT
54	GK 0134126	DOWEL PIN
55	GK 0133722	LOCK (SCH)
56	GK 0107495	BOW
57	GK 0123211	PIPE SOCKET
59	GK 0132754	TOWER
65	GK 0110647	36 X 3.0 O-RING STAT
69	GK 0100435	FUSE
70	GK 0133725	M 8X150 I-6KT-ZYL-SCHR.FE

WORK HEAD ASSEMBLY

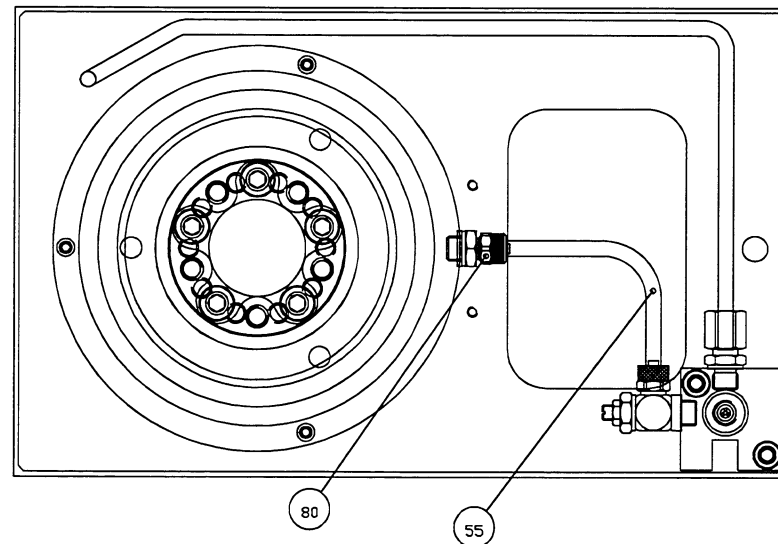


ITEM	PART NUMBER	DESCRIPTION
1	GK 0100378	RING DR EYE SCREW
2	GK 0100166	M 10 X 45 I-6KT-ZYL-SCHR
4	GK 0100498	SEEGER CIRCLIP RETENTION
8	GK 0100436	ECCENTRIC DR CAM PLATE/WHEEL/DISC
10	GK 0131656	8MR-800-50 POWERGRIP GT Z
13	GK 0100338	M 12 X 16 I-6KT-GEW-STI
14	GK 0100153	M 8 X 30 I-6KT-ZYL-SCHR
15	GK 0100879	O-RING 6 x 2 STAT
16	GK 0100773	CYLINDER PIN
17	GK 0131699	DISTANCER
18	GK 0134325	POSITIONING STONE
19	GK 0100101	M 6 X 16 I-6KT-ZYL-SCHR
20	GK 0132392	LOCK (SCH)
21	GK 0131665	FK6 ISD 125/6/2 'A-SPI' <
22	GK 0118451	M 5 X 80 I-6KT-ZYL-SCHR.
23	GK 0131666	FK6 ISD 160/7/2 'A-SPI' <
24	GK 0131640	BELT GUARD HOOD
25	GK 0131658	TOOTHED BELT DISC
26	GK 0131668	DEEP GROOVE BALL BEARING
27	GK 0131696	BEARING FLANGE
28	GK 0131667	DEEP GROOVE BALL BEARING
30	GK 0100601	TORSION SPRING
32	GK 0131646	MOUNTING FLANGE
33	GK 0100929	65 X 3,0 O-RING STAT
34	GK 0100106	M 8 X 25 I-6KT-ZYL-SCHR
35	GK 0131647	ADAPTER FLANGE
36	GK 0130420	HOUSING WORK PIECE SPINDLE HEAD
37	GK 0130422	MOUNTING PLATE
38	GK 0131645	DISTANCE SHELL OUTSIDE
39	GK 0131644	DISTANCER SHELL INSIDE
40	GK 0100165	M 10 X 40 I-6KT-ZYL-SCHR
41	GK 0130418	TAPER ROLLER BEARING GAMET=NAME
42	GK 0131643	PACKING/GASKET
43	GK 0131642	BEARING FLANGE
44	GK 0100885	11 X 2,0 O-RING STAT
45	GK 0116324	CLAMP SEGMENT
46	GK 0133001	DRAW SPINDLE
48	GK 0131607	CONICAL SHELL
49	GK 0100102	M 6 X 20 I-6KT-ZYL-SCHR
51	GK 0100146	M 6 X 45 I-6KT-ZYL-SCHR
52	GK 0131655	CONNECTOR
53	GK 0110110	SCREW FITTING
54	GK 0124024	ONE-WAY RESTRICTOR
55	GK 0126414	HOSE
57	GK 0100159	M 8 X 70 I-6KT-ZYL-SCHR
58	GK 0100336	M 10 X 20 I-6KT-GEW-STI
59	GK 0133957	CYLINDER PIN
64	GK 0100170	M 10 X 90 I-6KT-ZYL-SCHR
67	GK 0110578	M 8 X 55 I-6KT-ZYL-SCHR
68	GK 0100120	M 4 X 20 I-6KT-ZYL-SCHR
69	GK 0102843	M 20 X 20 I-6KT-GEW-STI
70	GK 0133009	COVER, REAR
71	GK 0131648	LOCKING RING
72	GK 0124317	M 6 X 8 I-6KT-ZYL-SCHR
73	GK 0131657	LOCKING SCREW
74	GK 0100886	12 X 2,0 O-RING STAT

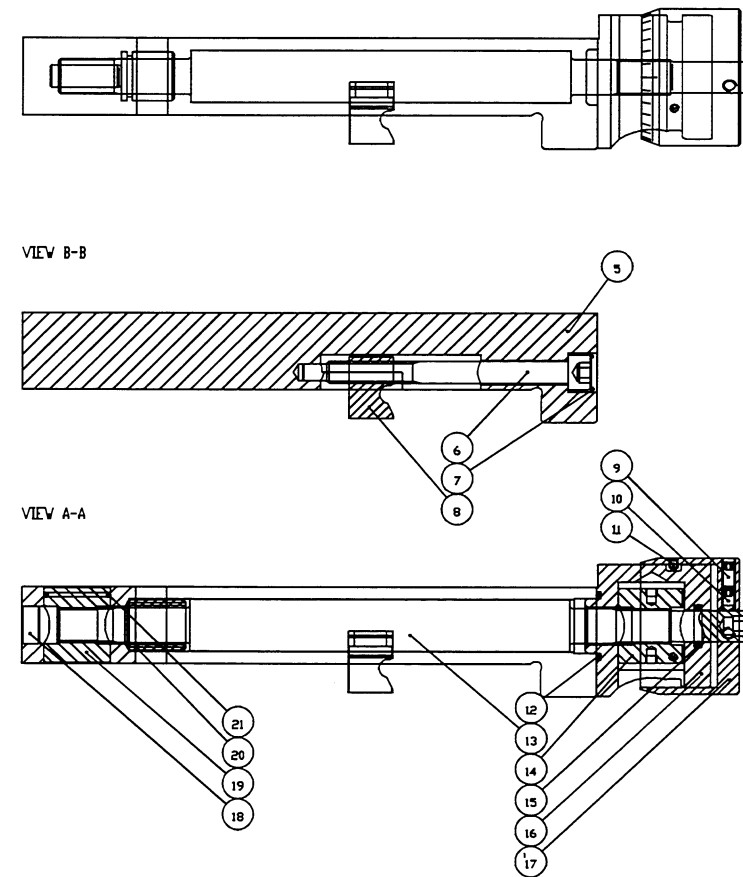
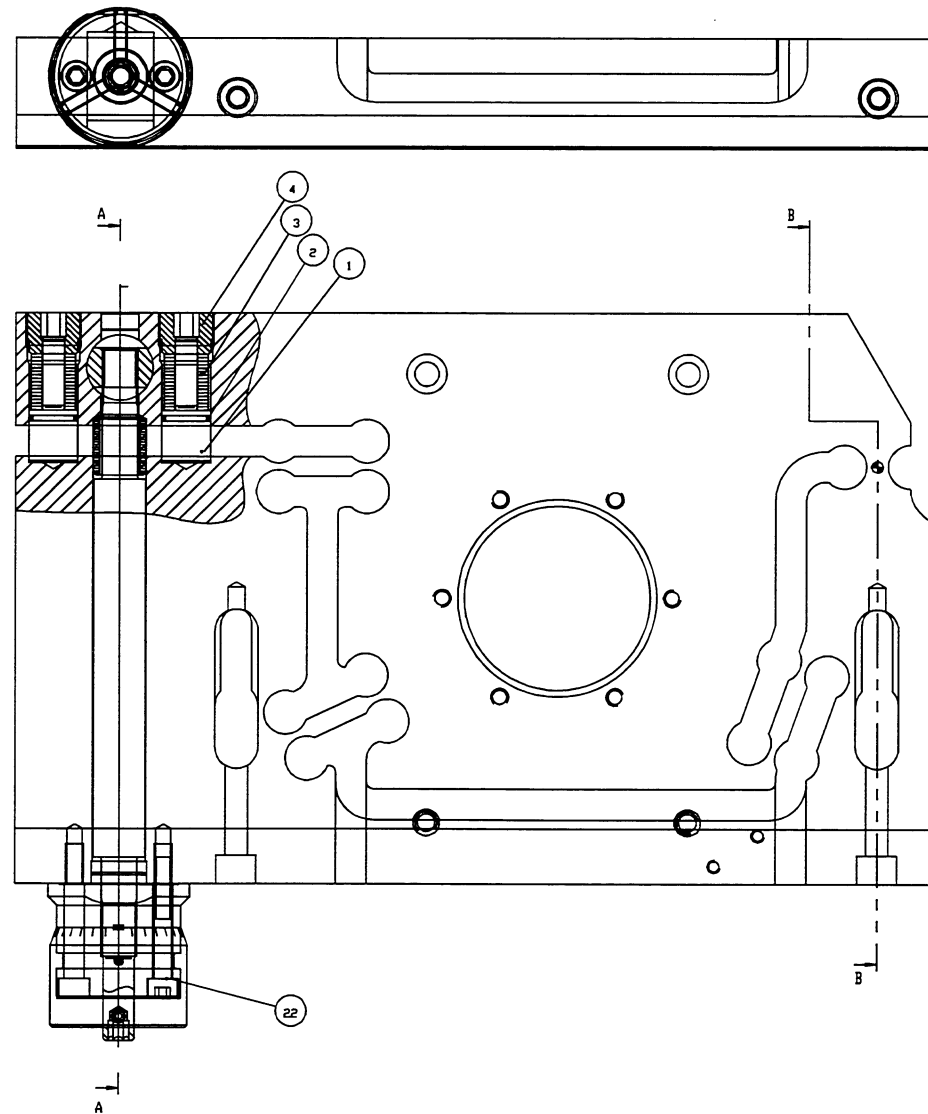
WORK HEAD ASSEMBLY



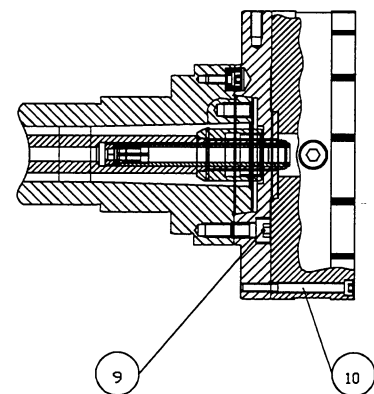
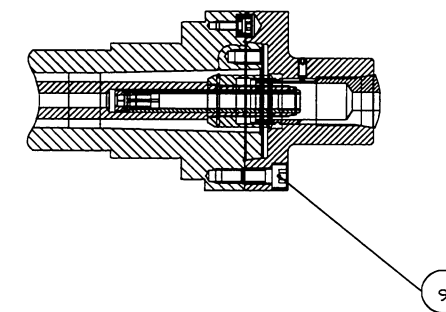
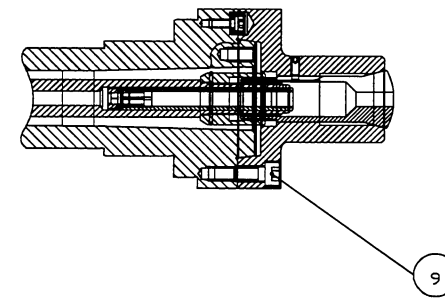
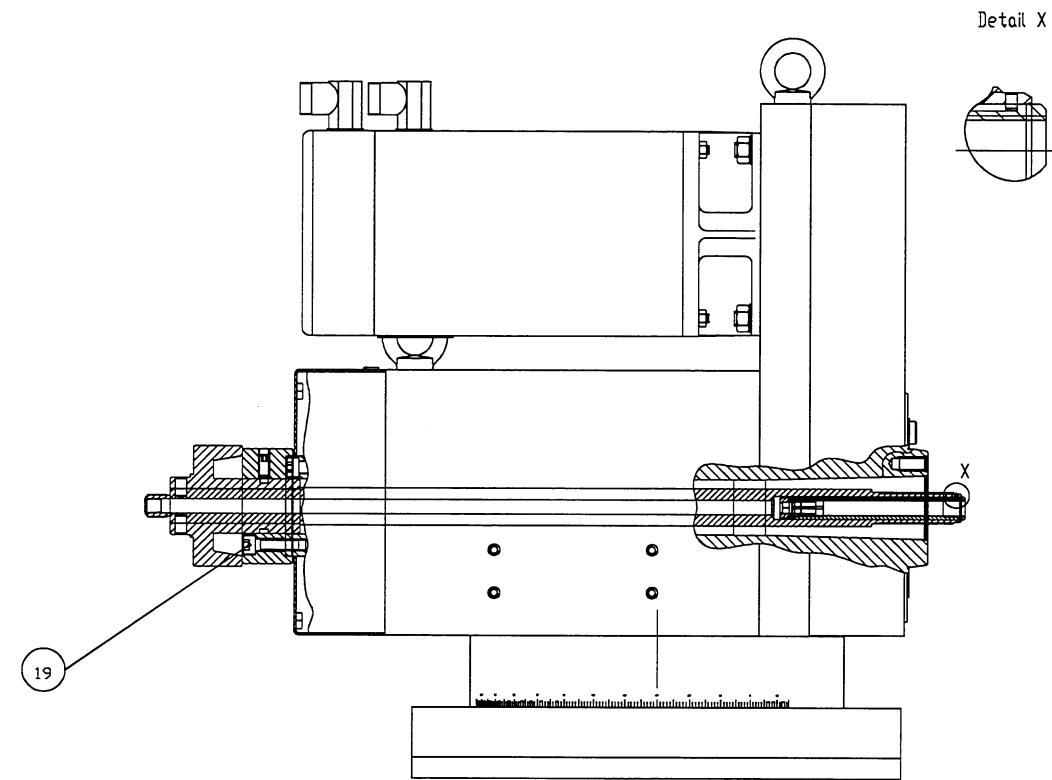
VIEW D



ITEM	PART NUMBER	DESCRIPTION
8	GK 0100436	WASHER
10	GK 0131656	8MR-800-50 POWERGRIP GT Z
19	GK 0100101	M 6 X 16 I-6KT-ZYL-SCHR
40	GK 0100165	M 10 X 40 I-6KT-ZYL-SCHR
55	GK 0126414	HOSE (BLACK?)
77	GK 0133023	COVER
79	GK 0111484	M 4 X 35 I-6KT-ZYL-SCHR
80	GK 0122452	(CAST IRON) THREADED
84	GK 0100437	13 /24 X2,5 U-SCH
85	GK 0100177	M 12 X 45 I-6KT-ZYL-SCHR
89	GK 0133005	FACE PLATE OR CHUCK/SPRING WASHER
90	GK 0131660	TOOTHED BELT DISC
93	GK 0100329	M 8 X 10 I-6KT-GEW-STI
94	GK 0133006	MOTOR PLATE



ITEM	PART NUMBER	DESCRIPTION
1	GK 0133017	CLAMPING TAPPET
2	GK 0106493	18 X 2,0 O-RING STAT
3	GK 0133020	DISC SPRING
4	GK 0133018	SPECIAL THREAD PIN
5	GK 0131650	BASE PLATE
6	GK 0132511	LOCKING SCREW
7	GK 0121327	SEEGER TOOTHED CIRCLIP RING
8	GK 0119964	GROOVE STONE
9	GK 0100325	M 6 X 12 I-6KT-GEW-STI
10	GK 0100349	M 6 X 10 I-6KT-GEW-STI
11	GK 0115048	M 4 X 5 I-6KT-GEW-STI
12	GK 0100908	25 X 2,5 O-RING STAT
13	GK 0133011	DIFFERENTIAL SCREW
14	GK 0133012	THREADED INSERT
15	GK 0100889	14 X 3,0 O-RING STAT
16	GK 0133014	INNER BUSTING
17	GK 0133016	SCALED BUTTON
18	GK 0133956	CLOSING/LOCKING TAPPET
19	GK 0133013	THREADED INSERT
20	GK 0133019	GASKET
21	GK 0100909	26 X 2,0 O-RING STAT
22	GK 0110578	M 8 X 55 I-6KT-ZYL-SCHR



ITEM	PART NUMBER	DESCRIPTION
9	GK 0100164	M 10 X 35 I-6KT-ZYL-SCHR
10	GK 0100148	M 6 X 60 I-6KT-ZYL-SCHR
19	GK 0100153	M 8 X 30 I-6KT-ZYL-SCHR

